

Kindergarten Lesson Plan REMEMBER*HONOR*TEACH



Teacher:
Grade Level: Kindergarten

Wreaths Across America

Date:
Subject: Remember*Honor*Teach

<p>OBJECTIVES: CCSS.ELA-LITERACY.RL.K.7 With prompting and support, describe the relationship between illustrations and the story in which they appear (e.g., what moment in a story an illustration depicts)</p>	<p>STRATEGIES:</p> <ul style="list-style-type: none"> <input type="checkbox"/> Drawing/Coloring <input type="checkbox"/> Writing <input type="checkbox"/> Think/Pair/Share <input type="checkbox"/> Collaboration <input type="checkbox"/> Small Groups <input type="checkbox"/> Large Group
<p>MATERIALS:</p>	<p>Computer/laptop; internet (with access to YouTube); Smart Board; Copies of My Favorite Part Drawing Activity; Copies of Writing Practice Worksheet; Copies of Wreaths Across America Veterans Wreath Coloring Sheet; Copy the Veteran Thank You Note on the back side of the Coloring Sheet; Copies of the Wreaths Across America Read-Rhyme-Design-Color Storybook A-Z;</p>
<p>Engage: Hook the students</p>	<p>Play the PowerPoint, From Paperboy, to a Wreath Maker in Maine. Think/Pair/Share Activity- Pair the students with a partner. Explain the T/P/S directions. The students will think of their answer, get with their partner, and share their answer. T/P/S Question: How did Morrill win a trip to Washington, D.C.? Which place had the greatest impact on Morrill? Why do you think it had such a big impact on him? How did Morrill use that experience later in his life to do something good?</p>
<p>Explore: Students make sense of a concept through observations.</p>	<p>Students will draw their favorite part of the story <i>From Paperboy to a Wreath Maker in Maine</i>. Project the What is a Veterans' Wreath on your screen and read the information to your students. Students will complete the Writing Practice Worksheet. Students will complete the Veterans' Wreath Coloring Sheet and the Holiday Thank-You Note to a Veteran Writing Practice Worksheet. Students will complete the Wreaths Across America Read-Rhyme-Design-Color Storybook A-Z.</p>
<p>Explain: Teacher introduces formal vocabulary and language to students.</p>	<p>Tomb of the Unknowns Maine sacrifice Washington, DC veteran Arlington National Cemetery</p>
<p>Elaborate: Students apply what they have learned.</p>	<p>Explain to students that veterans, at some point in their lives, committed to the service of our country. Veterans make many sacrifices for the freedoms we all enjoy in the United States. Students will brainstorm a way to serve veterans in their local communities.</p>
<p>Evaluate: assessment.</p>	<p>Teachers should choose which activities to use as formal/informal assessments.</p>
<p>Enrichment/Service-Learning Project</p>	<p>Color the Veterans Wreath Coloring sheet, complete the Thank-You Note to a Veteran Writing Practice Worksheet-put them together and mail them to a VA Hospital or VA Home for the holidays! Or chose another activity from the list on the last page.</p>

Teacher:
Grade Level: Kindergarten

Wreaths Across America

Date:

Subject: Remember*Honor*Teach

Visit www.wreathsasscrossamerica.org to learn about our mission to Remember, Honor, Teach, sponsor a wreath for a veteran at any participating cemetery, or sign up to volunteer.

A veterans' wreath is a symbol of
HONOR, RESPECT, and
VICTORY.



What is a
VETERANS'
WREATH?

10 BALSAM BOUQUETS make up each veterans' wreath,
representing the

10 SPECIAL QUALITIES that our veterans embody.



Evergreens =
LONGEVITY
& **ENDURANCE**



Red Bow =
GREAT
SACRIFICE



Forest Scent =
PURITY &
SIMPLICITY



Circular Shape =
ETERNITY

1. Their **BELIEF** in a greater good
2. Their **LOVE** for each other
3. Their **STRENGTH**, work ethic, & character
4. Their **HONESTY** & integrity
5. Their **HUMILITY**, selflessness, & modesty
6. Their **AMBITIONS** & aspirations
7. Their **OPTIMISM** for America
8. Their **CONCERN** for the future
9. Their **PRIDE** in their duties
10. Their **HOPES & DREAMS** that didn't always come true, but left them with no regrets

Teacher:
Grade Level: Kindergarten

Wreaths Across America


Date:

Subject: Remember*Honor*Teach

MY FAVORITE PART

Name _____

Draw a picture of your favorite part of the story *From Paperboy to a Wreath Maker in Maine* in the box below. Write 3 words to describe the scene in your picture.



1 _____ 2 _____ 3 _____

Teacher:
Grade Level: Kindergarten

Wreaths Across America

Date:

Subject: Remember*Honor*Teach

Name _____

**From Paperboy to a Wreath Maker in Maine
Writing Practice Worksheet**

Morrill was a

paperboy from

Maine.

He won a trip to

Washington, D.C.

when he was 12

years old.

He went to see

Teacher:
Grade Level: Kindergarten

Wreaths Across America

Date:
Subject: Remember*Honor*Teach

Arlington National

Cemetery.

The sacrifices of

so many veterans

to protect our

freedoms had an

impact on him

that still

continues today.

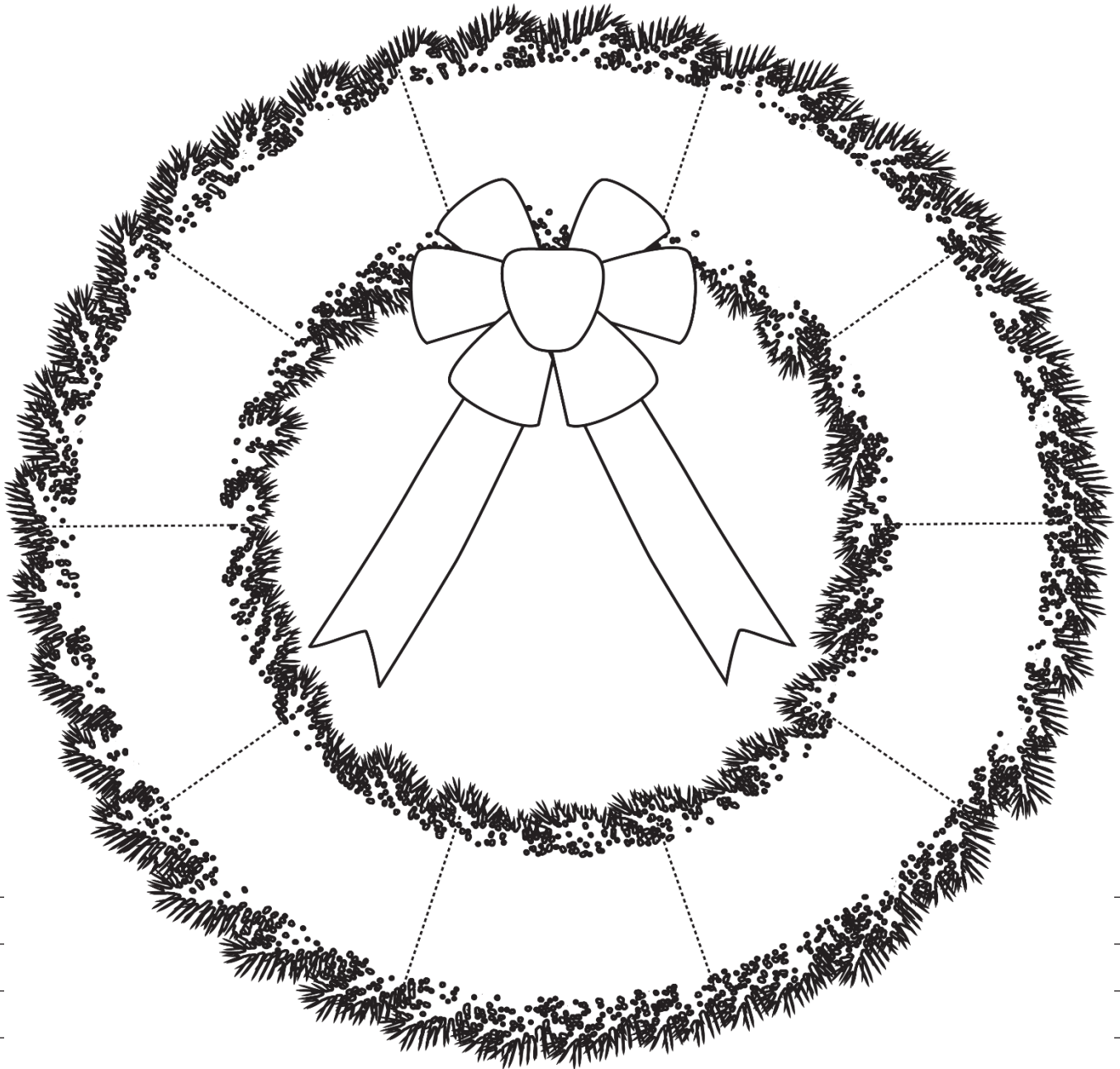
Teacher:
Grade Level: Kindergarten

Wreaths Across America

Date:
Remember*Honor*Teach

COLOR YOUR WREATH

and write a thank you note for a local
veteran or active-duty military in your
community.



Teacher:
Grade Level: Kindergarten

Wreaths Across America

Date:
Subject: Remember*Honor*Teach

Dear Veteran,

Thank you for your

service to our

country and for

protecting our

freedoms. I hope you

have a great holiday

season.

Yours truly,


Remember*Honor*Teach

Teacher:
Grade Level: Kindergarten

Wreaths Across America

Date:

Subject: Remember*Honor*Teach



WREATHS
— *across* —
AMERICA

A

Read-Rhyme-Design-Color

Storybook A-Z

Written by Nancy Willey

Illustrated by:

Teacher:
Grade Level: Kindergarten

Wreaths Across America

Date:

Subject: Remember*Honor*Teach

Get out your crayons, and markers too!
I've rhymed the text—
the illustrations are up to you.


Put on your thinking cap, see what you can do.
Start with A, continue to Z. Remember the veterans
who keep our country free.

Teacher:
Grade Level: Kindergarten

Wreaths Across America

Date:

Subject: Remember*Honor*Teach



is for America, our land so free.
In the whole wide world,
this is where I want to be.


Teacher:

Wreaths Across America

Date:

Grade Level: Kindergarten

Subject: Remember* Honor* Teach



is for the bows of bright red
placed on wreaths of green.
Each veteran's grave
honored and seen.


Teacher:

Wreaths Across America

Date:

~~Grade Level: Kindergarten~~

~~Subject: Remember* Honor* Teach~~



is for Christmas with family
and friends so dear.
It makes us sad that our
servicemen aren't here.


Teacher:

Wreaths Across America

Date:

~~Grade Level: Kindergarten~~

~~Subject: Remember* Honor* Teach~~



is for the dead we honor here.
Remember - Honor - Teach
all through the year.


Teacher:

Wreaths Across America

Date:

Grade Level: Kindergarten

Subject: Remember* Honor* Teach



is for the evergreen trees,
like fir, spruce, and pine.

Fir tips are used
and their flat sprills shine.

Teacher:

Wreaths Across America

Date:

~~Grade Level: Kindergarten~~

~~Subject: Remember* Honor* Teach~~



is for fir-balsam, that is.

It smells so good!

You will find it in our Maine woods.


Teacher:

Wreaths Across America

Date:

Grade Level: Kindergarten

Subject: Remember *Honor* Teach



is for white graves
row on row, green wreaths,
red bows, white snow.

Teacher:

Wreaths Across America

Date:

~~Grade Level: Kindergarten~~

~~Subject: Remember* Honor* Teach~~



is for honor. We honor the
veterans all over this land.
Reach out, shake a veteran's hand.

Teacher:

Wreaths Across America

Date:

~~Grade Level: Kindergarten~~

~~Subject: Remember* Honor* Teach~~



I

is for July 4th -

America's Independence Day.

Thanks to our veterans,

it will continue to be that way.


Teacher:

Wreaths Across America

Date:

~~Grade Level: Kindergarten~~

~~Subject: Remember* Honor* Teach~~



is for justice, life, liberty,
the pursuit of happiness.
Guaranteed freedom we enjoy,
we are blessed.

Teacher:

Wreaths Across America

Date:

~~Grade Level: Kindergarten~~

~~Subject: Remember* Honor* Teach~~



IK

is for kindness, this is what
Americans believe.

Helping one another: family, friends,
neighbors, community to achieve.

Teacher:

Wreaths Across America

Date:

~~Grade Level: Kindergarten~~

~~Subject: Remember* Honor* Teach~~



is for love.

Love your country, keep it strong.

May America live on and on!

Teacher:

Wreaths Across America

Date:

Grade Level: Kindergarten

Subject: Remember* Honor* Teach



M is for Memorial Trees.

Keep their memories alive—
those who died,
those who survived.


Teacher:

Wreaths Across America

Date:

Grade Level: Kindergarten

Subject: Remember* Honor* Teach



is for the vast numbers who gave.
Salute and give thanks as you
honor this grave.

Teacher:

Wreaths Across America

Date:

~~Grade Level: Kindergarten~~

~~Subject: Remember* Honor* Teach~~



is for observing our cherished holidays.
Having lost loved ones makes us sad:
"The Christmas they never had."

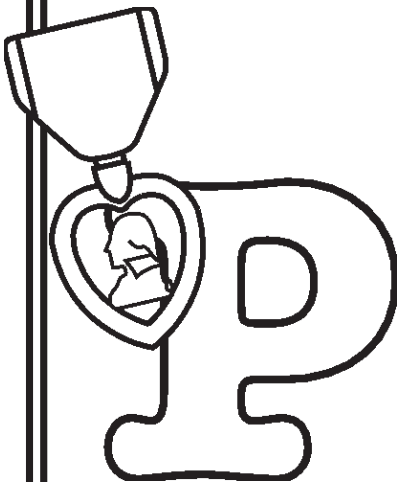
Teacher:

Wreaths Across America

Date:

~~Grade Level: Kindergarten~~

~~Subject: Remember* Honor* Teach~~



is for purple—the purple heart.
It is given to servicemen wounded or
killed in combat. It was established by
George Washington in 1782.

Teacher:

Wreaths Across America

Date:

Grade Level: Kindergarten

Subject: Remember* Honor* Teach



Q

is for quiet.

The thin white storied stones
so quietly they stand.

Each brave veteran loved this land.


Teacher:

Wreaths Across America

Date:

~~Grade Level: Kindergarten~~

~~Subject: Remember* Honor* Teach~~



is for rings and red ribbon, too -
completing the balsam wreath
brand new.


Teacher:

Wreaths Across America

Date:

~~Grade Level: Kindergarten~~

~~Subject: Remember* Honor* Teach~~



S

is for Saturday.

The second Saturday in December,
we place wreaths on veterans'
graves... always remember.


Teacher:

Wreaths Across America

Date:

~~Grade Level: Kindergarten~~

~~Subject: Remember* Honor* Teach~~



is for "Thank you."
Thank you veterans
for your service and sacrifice.
What they do for us is very nice.

Teacher:

Wreaths Across America

Date:

~~Grade Level: Kindergarten~~

~~Subject: Remember* Honor* Teach~~



is for united.

We must always be united,
strong, forever free.

Teacher:

Wreaths Across America

Date:

~~Grade Level: Kindergarten~~

~~Subject: Remember*Honor*Teach~~




is for veterans of all wars
and those who still serve.
Remember - Honor - Teach:
this our veterans deserve.

Teacher:
Grade Level: Kindergarten

Wreaths Across America

Date:
Subject: Remember*Honor*Teach



W

is for wreaths so beautifully
dressed in green and red.
Honoring each veteran -
what more can be said?

Teacher:

Wreaths Across America

Date:

Grade Level: Kindergarten

Subject: Remember* Honor* Teach



is for the unknown.

The Tomb of the Unknown Soldier
is in Washington D. C. -

a national monument for all to see.

"Known but to God."

Teacher:

Wreaths Across America

Date:

~~Grade Level: Kindergarten~~

~~Subject: Remember*Honor*Teach~~



is for you. You and I must
Remember - Honor - Teach.
Free to exercise our
freedom of speech.



is for zero. Don't be a zero - be a hero.

Remember - Honor - Teach



“Find a Way to Serve”

- Make Thank You cards to Veterans you know in your community, or in a local VA Home or VA Hospital. Let them know you appreciate their service to our country.
- Help an elderly veteran with yard work.
- Collect items for “Survival Back-Packs” for homeless veterans with socks, caps, gloves, toothpaste, a toothbrush, and other toiletries to be distributed to homeless vets in your community. Many large cities hold Operation Stand Downs for Veterans. For more information, [Click Here](#).
- Organize a Checkers, board game or card game tournament at your local VA Home. Coordinate with the nursing home staff and plan a fun afternoon for the residents and students alike!
- Write letters to be included in soldier care packages. [Operation Gratitude](#) sends over 250,000 packages to Servicemen and Women, and First Responders annually, the link above provides guidelines for participation in their program.
- Organize a Zoom Meeting between your class at school and a local VA Home. Discuss what their childhoods were like growing up, what kind of classes they took in school. Did they live in town or in the country, what kinds of chores and activities did they participate in when they were your age. Document their responses and share with other classes in your school. If some of your interviewees have a talent like singing or playing the piano, maybe they could share those talents with the class the next time you Zoom. Once you have met the veterans, select a “pin-pal” you can correspond with by letter every few weeks.
- Be a companion to a local senior citizen who is a veteran. Make cards, surprise them with visits around their birthday or sing carols for them around the holidays.