

Third Grade Lesson Plan Remember*Honor*Teach



Teacher:
Grade Level: 3rd Grade

Wreaths Across America

Date:

Subject: Remember*Honor*Teach

<p>OBJECTIVES: CCSS.ELA-LITERACY.L.3.5: Demonstrate understanding of word relationships and nuances in word meanings.</p>	<p>STRATEGIES:</p> <ul style="list-style-type: none"> <input type="checkbox"/> Drawing/Coloring <input type="checkbox"/> Writing <input type="checkbox"/> Think/Pair/Share <input type="checkbox"/> Collaboration <input type="checkbox"/> Small Groups <input type="checkbox"/> Large Group
<p>MATERIALS:</p>	<p>Computer/laptop; internet (with access to YouTube); Smart Board; Copies of 10 Special Qualities of a Veteran Synonym activity; Copies of Copies of Wreaths Across America Word Search Puzzle; Copies of From the Tip Land to a Wreath Maze Activity; Copies of Wreaths Across America Veterans Wreath Coloring Sheet; Copies of the Wreaths Across America Read-Rhyme-Design-Color Storybook A-Z;</p>
<p>Engage: Hook the students</p>	<p>Play the YouTube Read Aloud-<i>What Do You Do With an Idea?</i> - Storytime with Daddy Children's Books Read Aloud; Author: Kobi Yamada, Illustrator: Mae Besom. https://youtu.be/tBsYv7VgW1U?t=10 Think/Pair/Share Activity- Pair the students with a partner. Explain the T/P/S directions. The students will think of their answer, get with their partner, and share their answer. T/P/S Questions: Where does an idea come from? Why was the boy afraid to tell people about his idea? Why did the idea get bigger?</p>
<p>Explore: Students make sense of a concept through observations.</p>	<p>Play the PowerPoint, From Paperboy, to a Wreath Maker in Maine. What influenced the idea Morrill had? What did Morrill do with his idea? What impact has his idea had on people? Play the video: What is a Veterans' Wreath? Wreaths Across America Veterans' Wreaths https://youtu.be/5-EW6a_VAs Students will complete the Wreaths Across America Word Search Puzzle. Students will complete the From the Tip Land to a Wreath Maze Activity. Students will complete the Veterans' Wreath Coloring Sheet. Students will write a Holiday Thank-You Note to a Veteran. Students will complete the Wreaths Across America Read-Rhyme-Design-Color Storybook A-Z.</p>
<p>Explain: Teacher introduces formal vocabulary and language to students.</p>	<p>Vocabulary is used in the 10 Special Qualities of a Veteran Synonym activity: optimism-positivity, dreams-visions, ambitions-goals, honesty-trustworthy, belief-confidence, pride-enjoyment, strength-strong suit, veteran-soldier, humility-modesty, concern-interest</p>
<p>Elaborate: Students apply what they have learned.</p>	<p>Explain to students veterans made a commitment to the service of our country. Veterans make many sacrifices for the freedoms we all enjoy in the United States. Students will brainstorm a way to serve veterans in their local communities.</p>
<p>Evaluate: assessment</p>	<p>Teachers should choose which activities to use as formal/informal assessments.</p>
<p>Enrichment/Service-Learning Project</p>	<p>Color the Veterans Wreath Coloring sheet, write/design a holiday Thank-You Note to a Veteran mail them to a VA Hospital or VA Home for the holidays! Or chose an activity from the list on the last page.</p>

Teacher:
Grade Level: 3rd Grade

Wreaths Across America

Date:

Subject: Remember*Honor*Teach

Visit www.wreathscrossamerica.org to learn about our mission to Remember, Honor, Teach, sponsor a wreath for a veteran at any participating cemetery, or sign up to volunteer.

A veterans' wreath is a symbol of
HONOR, RESPECT, and
VICTORY.



What is a
VETERANS'
WREATH?

10 BALSAM BOUQUETS make up each veterans' wreath,
representing the

10 SPECIAL QUALITIES that our veterans embody.



Evergreens =
LONGEVITY
& **ENDURANCE**



Red Bow =
GREAT
SACRIFICE



Forest Scent =
PURITY &
SIMPLICITY



Circular Shape =
ETERNITY

1. Their **BELIEF** in a greater good
2. Their **LOVE** for each other
3. Their **STRENGTH**, work ethic, & character
4. Their **HONESTY** & integrity
5. Their **HUMILITY**, selflessness, & modesty
6. Their **AMBITIONS** & aspirations
7. Their **OPTIMISM** for America
8. Their **CONCERN** for the future
9. Their **PRIDE** in their duties
10. Their **HOPES & DREAMS** that didn't always come true, but left them with no regrets

Teacher:
Grade Level: 3rd Grade

Wreaths Across America

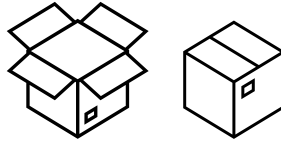
Date:

Subject: Remember*Honor*Teach

Name _____


10 Special Qualities of a Veteran Synonyms

Synonyms are words that have the same, or almost the same meaning.



For example, box and carton.

Use the words in the word bank below to complete the pairs of synonyms. Use each word only once!



optimism	veteran	positivity	belief	trustworthy
honesty	modesty	strength	humility	goals
ambitions	enjoyment	interest	dreams	concern
soldier	confidence	visions	pride	strong suit

1. _____ 2. _____ 3. _____

4. _____ 5. _____ 6. _____

7. _____ 8. _____ 9. _____

10. _____

Teacher:
Grade Level: 3rd Grade

Wreaths Across America

Date:

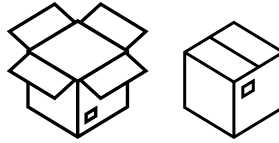
Subject: Remember*Honor*Teach

ANSWER KEY

Name _____


10 Special Qualities of a Veteran Synonyms

Synonyms are words that have the same, or almost the same meaning.



For example, box and carton.

Use the words in the word bank below to complete the pairs of synonyms. Use each word only once!



optimism	veteran	positivity	belief	trustworthy
honesty	modesty	strength	humility	goals
ambitions	enjoyment	interest	dreams	concern
soldier	confidence	visions	pride	strong suit

1. optimism

2. veteran

3. dreams

positivity

soldier

visions

4. honesty

5. ambitions

6. belief

trustworthy

goals

confidence

7. pride

8. strength

9. humility

enjoyment

strong suit

modesty

10. concern

interest

Teacher:
Grade Level: 3rd Grade

Wreaths Across America

Date:

Subject: Remember*Honor*Teach

NAME _____

WREATHS ACROSS AMERICA WORD SEARCH PUZZLE

A	R	L	I	N	G	T	O	N	Q	A	Z	W
V	E	T	E	R	A	N	S	W	S	X	E	A
D	M	A	I	N	E	C	R	F	V	T	G	S
B	E	Y	H	N	U	F	J	T	E	A	C	H
U	M	M	I	S	U	R	P	L	U	S	K	I
P	B	O	L	A	Q	E	A	Z	W	S	X	N
A	E	E	D	C	R	E	F	V	H	T	G	G
P	R	B	Y	R	H	D	N	U	O	J	M	T
E	I	K	O	I	L	O	P	Q	N	A	Z	O
R	W	S	X	F	E	M	D	C	O	T	G	N
B	B	Y	H	I	N	S	U	U	R	J	K	D
O	M	P	Q	C	A	X	E	D	C	H	Y	C
Y	L	W	R	E	A	T	H	P	W	H	N	U

FREEDOMS	TEACH
SURPLUS	ARLINGTON
VETERANS	SACRIFICE
WREATH	REMEMBER
PAPERBOY	WASHINGTON, D.C.
HONOR	MAINE

Teacher:
Grade Level: 3rd Grade

Wreaths Across America

Date:

Subject: Remember*Honor*Teach

ANSWER KEY

NAME _____

WREATHS ACROSS AMERICA WORD SEARCH PUZZLE

A	R	L	I	N	G	T	O	N	Q	A	Z	W
V	E	T	E	R	A	N	S	W	S	X	E	A
D	M	A	I	N	E	C	R	F	V	T	G	S
B	E	Y	H	N	U	F	J	T	E	A	C	H
U	M	M	I	S	U	R	P	L	U	S	K	I
P	B	O	L	A	Q	E	A	Z	W	S	X	N
A	E	E	D	C	R	E	F	V	H	T	G	G
P	R	B	Y	R	H	D	N	U	O	J	M	T
E	I	K	O	I	L	O	P	Q	N	A	Z	O
R	W	S	X	F	E	M	D	C	O	T	G	N
B	B	Y	H	I	N	S	U	U	R	J	K	D
O	M	P	Q	C	A	X	E	D	C	H	Y	C
Y	L	W	R	E	A	T	H	P	W	H	N	U

FREEDOMS	TEACH
SURPLUS	ARLINGTON
VETERANS	SACRIFICE
WREATH	REMEMBER
PAPERBOY	WASHINGTON, D.C.
HONOR	MAINE

Teacher:
Grade Level: 3rd Grade


Wreaths Across America

Date:

Subject: Remember*Honor*Teach

Name _____

FROM the TIP LAND to a WREATH MAZE



Teacher:
Grade Level: 3rd Grade

Wreaths Across America


Date:

Subject: Remember*Honor*Teach

Name _____

FROM the TIP LAND to a WREATH MAZE

ANSWER KEY



EXIT

ENTER HERE




Teacher:
Grade Level: 3rd Grade

Wreaths Across America

Date:

Subject: Remember*Honor*Teach



WREATHS
— *across* —
AMERICA

A

Read-Rhyme-Design-Color

Storybook A-Z

Written by Nancy Willey

Illustrated by _____

Teacher:
Grade Level: 3rd Grade

Wreaths Across America

Date:

Subject: Remember*Honor*Teach

Get out your crayons,
and markers too!
I've rhymed the text-
the illustrations are up to you.

Put on your thinking cap,
see what you can do.
Start with A, continue to Z.
Remember the veterans
who keep our country free.


Teacher:

Wreaths Across America

Date:

Grade Level: 3rd Grade

Subject: Remember* Honor* Teach



A is for America, our land so free.
In the whole wide world,
this is where I want to be.


Teacher:

Wreaths Across America

Date:

Grade Level: 3rd Grade

Subject: Remember* Honor* Teach



is for the bows of bright red
placed on wreaths of green.
Each veteran's grave
honored and seen.


Teacher:

Wreaths Across America

Date:

Grade Level: 3rd Grade

Subject: Remember* Honor* Teach



is for Christmas with family
and friends so dear.

It makes us sad that our
servicemen aren't here.


Teacher:

Wreaths Across America

Date:

Grade Level: 3rd Grade

Subject: Remember*Honor*Teach



is for the dead we honor here.
Remember - Honor - Teach
all through the year.


Teacher:

Wreaths Across America

Date:

Grade Level: 3rd Grade

Subject: Remember* Honor* Teach



is for the evergreen trees,
like fir, spruce, and pine.

Fir tips are used
and their flat sprills shine.

Teacher:

Wreaths Across America

Date:

Grade Level: 3rd Grade

Subject: Remember*Honor*Teach



is for fir-balsam, that is.

It smells so good!

You will find it in our Maine woods.


Teacher:

Wreaths Across America

Date:

Grade Level: 3rd Grade

Subject: Remember *Honor* Teach



is for white graves
row on row, green wreaths,
red bows, white snow.

Teacher:

Wreaths Across America

Date:

Grade Level: 3rd Grade

Subject: Remember* Honor* Teach



is for honor. We honor the
veterans all over this land.
Reach out, shake a veteran's hand.

Teacher:

Wreaths Across America

Date:

Grade Level: 3rd Grade

Subject: Remember* Honor* Teach



I

is for July 4th -

America's Independence Day.

Thanks to our veterans,

it will continue to be that way.


Teacher:

Wreaths Across America

Date:

Grade Level: 3rd Grade

Subject: Remember* Honor* Teach



is for justice, life, liberty,
the pursuit of happiness.
Guaranteed freedom we enjoy,
we are blessed.

Teacher:

Wreaths Across America

Date:

Grade Level: 3rd Grade

Subject: Remember* Honor* Teach



IK

is for kindness, this is what
Americans believe.

Helping one another: family, friends,
neighbors, community to achieve.

Teacher:

Wreaths Across America

Date:

Grade Level: 3rd Grade

Subject: Remember* Honor* Teach



is for love.

Love your country, keep it strong.

May America live on and on!

Teacher:

Wreaths Across America

Date:

Grade Level: 3rd Grade

Subject: Remember* Honor* Teach



is for Memorial Trees.

Keep their memories alive—
those who died,
those who survived.


Teacher:

Wreaths Across America

Date:

Grade Level: 3rd Grade

Subject: Remember* Honor* Teach



is for the vast numbers who gave.
Salute and give thanks as you
honor this grave.

Teacher:

Wreaths Across America

Date:

Grade Level: 3rd Grade

Subject: Remember* Honor* Teach



is for observing our cherished holidays.
Having lost loved ones makes us sad:
"The Christmas they never had."

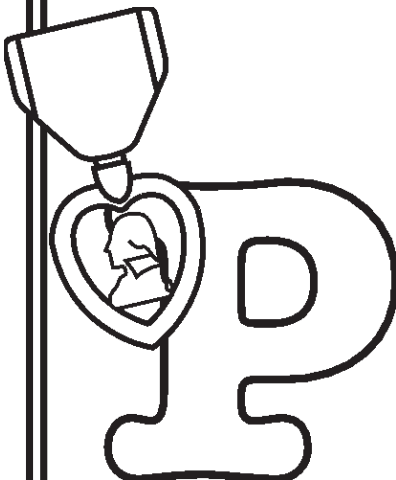
Teacher:

Wreaths Across America

Date:

~~Grade Level: 3rd Grade~~

~~Subject: Remember*Honor*Teach~~



is for purple—the purple heart.
It is given to servicemen wounded or
killed in combat. It was established by
George Washington in 1782.

Teacher:

Wreaths Across America

Date:

Grade Level: 3rd Grade

Subject: Remember* Honor* Teach



Q

is for quiet.

The thin white storied stones
so quietly they stand.

Each brave veteran loved this land.


Teacher:

Wreaths Across America

Date:

Grade Level: 3rd Grade

Subject: Remember* Honor* Teach



is for rings and red ribbon, too -
completing the balsam wreath
brand new.


Teacher:

Wreaths Across America

Date:

Grade Level: 3rd Grade

Subject: Remember* Honor* Teach



S

is for Saturday.

The second Saturday in December,
we place wreaths on veterans'
graves... always remember.


Teacher:

Wreaths Across America

Date:

Grade Level: 3rd Grade

Subject: Remember* Honor* Teach



is for "Thank you."

Thank you veterans

for your service and sacrifice.

What they do for us is very nice.


Teacher:

Wreaths Across America

Date:

Grade Level: 3rd Grade

Subject: Remember* Honor* Teach



is for united.

We must always be united,
strong, forever free.

Teacher:

Wreaths Across America

Date:

Grade Level: 3rd Grade

Subject: Remember*Honor*Teach



is for veterans of all wars
and those who still serve.
Remember - Honor - Teach:
this our veterans deserve.

FREEDOM ISN'T FREE

Teacher:
Grade Level: 3rd Grade

Wreaths Across America **Date:**
Subject: Remember*Honor*Teach


Teacher:

Wreaths Across America

Date:

Grade Level: 3rd Grade

Subject: Remember* Honor* Teach



W

is for wreaths so beautifully
dressed in green and red.
Honoring each veteran -
what more can be said?

Teacher:

Wreaths Across America

Date:

Grade Level: 3rd Grade

Subject: Remember* Honor* Teach



is for the unknown.

The Tomb of the Unknown Soldier
is in Washington D. C. -

a national monument for all to see.

"Known but to God."

Teacher:

Wreaths Across America

Date:

Grade Level: 3rd Grade

Subject: Remember*Honor*Teach



is for you. You and I must
Remember - Honor - Teach.
Free to exercise our
freedom of speech.



is for zero. Don't be a zero - be a hero.
Remember - Honor - Teach



“Find a Way to Serve”

- Make Thank You cards to Veterans you know in your community, or in a local VA Home or VA Hospital. Let them know you appreciate their service to our country.
- Help an elderly veteran with yard work.
- Collect items for “Survival Back-Packs” for homeless veterans with socks, caps, gloves, toothpaste, a toothbrush, and other toiletries to be distributed to homeless vets in your community. Many large cities hold Operation Stand Downs for Veterans. For more information, [Click Here](#).
- Organize a Checkers, board game or card game tournament at your local VA Home. Coordinate with the nursing home staff and plan a fun afternoon for the residents and students alike!
- Write letters to be included in soldier care packages. [Operation Gratitude](#) sends over 250,000 packages to Servicemen and Women, and First Responders annually, the link above provides guidelines for participation in their program.
- Organize a Zoom Meeting between your class at school and a local VA Home. Discuss what their childhoods were like growing up, what kind of classes they took in school. Did they live in town or in the country, what kinds of chores and activities did they participate in when they were your age. Document their responses and share with other classes in your school. If some of your interviewees have a talent like singing or playing the piano, maybe they could share those talents with the class the next time you Zoom. Once you have met the veterans, select a “pin-pal” you can correspond with by letter every few weeks.
- Be a companion to a local senior citizen who is a veteran. Make cards, surprise them with visits around their birthday or sing carols for them around the holidays.