

Lesson Plan

2nd Grade

Remember*Honor*Teach



He thought back on his trip to Arlington National Cemetery as a young boy, and Morrill had an idea! He wanted to honor those who sacrificed so much for our freedoms.



Teacher:
Grade Level: 2nd Grade

Wreaths Across America

Date:
Subject: Remember*Honor*Teach

<p>OBJECTIVES: CCSS.ELA-LITERACY.RI.2.2: Identify the main topic of a multi-paragraph text as well as the focus of specific paragraphs within the text. National Curriculum Standards for Social Studies: 1. Culture 4. Individual Development & Identity 5. Individuals, Groups & Institutions</p>	<p>STRATEGIES:</p> <ul style="list-style-type: none"> <input type="checkbox"/> Drawing/Coloring <input type="checkbox"/> Writing <input type="checkbox"/> Think/Pair/Share <input type="checkbox"/> Collaboration <input type="checkbox"/> Small Groups <input type="checkbox"/> Large Group
<p>MATERIALS:</p>	<p>Computer/laptop; internet (with access to YouTube); Smart Board; Copies of Nonfiction Graphic Organizer Main Topic and Paragraph Focus Worksheet ; Copies of Reading Comprehension Worksheet; Copies of Math Practice with Mr. Morrill, Copies of Wreaths Across America Word Search Puzzle; Copies of From the Tip Land to a Wreath Maze Activity; Copies of Wreaths Across America Veterans Wreath Coloring Sheet; Copies of the Wreaths Across America Read-Rhyme-Design-Color Storybook A-Z;</p>
<p>Engage: Hook the students</p>	<p>Play the PowerPoint, From Paperboy, to a Wreath Maker in Maine. Think/Pair/Share Activity- Pair the students with a partner. Explain the T/P/S directions. The students will think of their answer, get with their partner, and share their answer. T/P/S Question: How did Morrill win a trip to Washington, D.C.? Which place had the greatest impact on Morrill? Why do you think it had such a big impact on him? How did Morrill use that experience later in his life to do something good?</p>
<p>Explore: Students make sense of a concept through observations.</p>	<p>Students will complete the Nonfiction Graphic Organizer Main Topic and Paragraph Focus Worksheet. Project the What is a Veterans' Wreath on your screen and read the information to your students. Students will complete the Reading Comprehension Worksheet. Students will complete the Math Practice with Mr. Morrill Worksheet. Students will complete the Wreaths Across America Word Search Puzzle. Students will complete the From the Tip Land to a Wreath Maze Activity. Students will complete the Veterans' Wreath Coloring Sheet. Students will write a Holiday Thank-You Note to a Veteran. Students will complete the Wreaths Across America Read-Rhyme-Design-Color Storybook A-Z.</p>
<p>Explain: Teacher introduces formal vocabulary and language to students.</p>	<p>Teacher will select vocabulary for this lesson plan.</p>
<p>Elaborate: Students apply what they have learned.</p>	<p>Explain to students that veterans, at some point in their lives, committed to the service of our country. Veterans make many sacrifices for the freedoms we all enjoy in the United States. Students will brainstorm a way to serve veterans in their local communities.</p>
<p>Evaluate: assessment.</p>	<p>Teachers should choose which activities to use as formal/informal assessments.</p>
<p>Enrichment/Service-Learning Project</p>	<p>Color the Veterans Wreath Coloring sheet, write/design a holiday Thank-You Note to a Veteran mail them to a VA Hospital or VA Home for the holidays! Or chose another activity from the list on the last page.</p>

Teacher:
Grade Level: 2nd Grade

Wreaths Across America

Date:

Subject: Remember*Honor*Teach

Visit www.wreathscrossamerica.org to learn about our mission to Remember, Honor, Teach, sponsor a wreath for a veteran at any participating cemetery, or sign up to volunteer.

*A veterans' wreath is a symbol of **HONOR,**
RESPECT, and **VICTORY.***



What is a
VETERANS'
WREATH?

10 BALSAM BOUQUETS make up each veterans' wreath, representing the
10 SPECIAL QUALITIES that our veterans embody.



Evergreens =
LONGEVITY
& **ENDURANCE**



Red Bow =
GREAT
SACRIFICE



Forest Scent =
PURITY &
SIMPLICITY



Circular Shape =
ETERNITY

1. Their **BELIEF** in a greater good
2. Their **LOVE** for each other
3. Their **STRENGTH**, work ethic, & character
4. Their **HONESTY** & integrity
5. Their **HUMILITY**, selflessness, & modesty
6. Their **AMBITIONS** & aspirations
7. Their **OPTIMISM** for America
8. Their **CONCERN** for the future
9. Their **PRIDE** in their duties
10. Their **HOPES & DREAMS** that didn't always come true, but left them with no regrets

Teacher:
Grade Level: 2nd Grade

Wreaths Across America


Date:
Subject: Remember*Honor*Teach

Name _____

Nonfiction Graphic Organizer Main Topic & Paragraph Focus

Identify the Main Topic of the text and Paragraph Focus.

Main Topic



Paragraph Focus

1. He thought back on his trip to Arlington National Cemetery as a young boy, and Morrill had an idea! He wanted to honor those who sacrificed so much for our freedoms.



2. In December, with the help of tens of thousands of volunteers, Wreaths Across America remembers our fallen heroes in cemeteries across the United States and other countries. They do that by placing wreaths on veterans' graves and saying their names out loud.

Teacher:
Grade Level: 2nd Grade

Wreaths Across America

Date:
Subject: Remember*Honor*Teach

Name _____

**From Paperboy to a Wreath Maker in Maine
Reading Comprehension Worksheet**

Directions: Find the word in the box that completes the sentence. Write the word in the space provided.

1. Morrill was a _____ from Maine.
2. He won a trip to _____ when he was 12 years old.
3. One of the places he went to see was _____
_____.
4. The _____ so many veterans made to protect our _____ had a big impact on Morrill.
5. As Morrill grew up, he never forgot the sacrifices of our _____.
6. In 1971, Morrill started a _____ company.
7. In 1992, Morrill had a _____ of wreaths, so he carried them to Arlington National Cemetery.
8. In 2007, he and his wife started Wreaths Across America, to _____ the Fallen, Honor Those Who Serve, and _____ the Next Generation the Costs of Freedom.

freedoms	Teach
surplus	Arlington National Cemetery
veterans	sacrifices
wreath	Remember
paperboy	Washington, D.C.

Teacher:
Grade Level: 2nd Grade

Wreaths Across America

Date:
Subject: Remember*Honor*Teach

Name _____

From Paperboy to a Wreath Maker in Maine

ANSWER KEY Reading Comprehension Worksheet

Directions: Find the word in the box that completes the sentence. Write the word in the space provided.

1. Morrill was a paperboy from Maine.
2. He won a trip to Washington, D.C. when he was 12 years old.
3. One of the places he went to see was Arlington National Cemetery.
4. The sacrifices so many veterans made to protect our freedoms had a big impact on Morrill.
5. As Morrill grew up, he never forgot the sacrifices of our veterans.
6. In 1971, Morrill started a wreath company.
7. In 1992, Morrill had a surplus of wreaths, so he carried them to Arlington National Cemetery.
8. In 2007, he and his wife started Wreaths Across America, to Remember the Fallen, Honor Those Who Serve, and Teach the Next Generation the Costs of Freedom.

freedoms	Teach
surplus	Arlington National Cemetery
veterans	sacrifices
wreath	Remember
paperboy	Washington, D.C.

Teacher:
Grade Level: 2nd Grade

Wreaths Across America

Date:
Subject: Remember*Honor*Teach

Math Practice with Mr. Morrill

Name _____

Mr. Morrill has to be good at math to make sure his company makes the correct number of wreaths for the holidays each year. Here are some practice problems for you to do to keep your math skills sharp!!

1. $4 \times 8 =$ _____ 2. $2 \times 4 =$ _____ 3. $2 \times 5 =$ _____ 4. $3 \times 4 =$ _____

5. $5 \times 5 =$ _____ 6. $3 \times 6 =$ _____ 7. $4 \times 4 =$ _____ 8. $2 \times 8 =$ _____

9. $3 \times 3 =$ _____ 10. $2 \times 2 =$ _____ 11. $5 \times 4 =$ _____ 12. $7 \times 4 =$ _____

Greater Than, Less Than or Equals

13. 30 _____ $6+6+6+6$	14. 40 _____ $5+5+5+5+5+5+5$
15. 100 _____ $60+40+4$	16. 80 _____ $20+30+30$

17. Each wreath takes 10 bouquets. If Mr. Morrill needs to make 10 wreaths for a local florist, how many bouquets will he need?

18. The red bow on each wreath takes 4 feet of ribbon. How many feet of red ribbon will the workers need to make red bows for the 10 wreaths?

19. Mr. Morrill started Worcester Wreath Company in 1971. How many years has he been in business?

20. In 1992, Mr. Morrill started placing wreaths in Arlington National Cemetery. How many years has he been placing wreaths at Arlington National Cemetery?

Teacher:
Grade Level: 2nd Grade

Wreaths Across America

Date:
Subject: Remember*Honor*Teach

Math Practice with Mr. Morrill

Name _____

ANSWER KEY

Mr. Morrill has to be good at math to make sure his company makes the correct number of wreaths for the holidays each year. Here are some practice problems for you to do to keep your math skills sharp!!

1. $4 \times 8 = \underline{32}$

2. $2 \times 4 = \underline{8}$

3. $2 \times 5 = \underline{10}$

4. $3 \times 4 = \underline{12}$

5. $5 \times 5 = \underline{25}$

6. $3 \times 6 = \underline{18}$

7. $4 \times 4 = \underline{16}$

8. $7 \times 8 = \underline{56}$

9. $3 \times 9 = \underline{27}$

10. $2 \times 8 = \underline{16}$

11. $5 \times 4 = \underline{20}$

12. $7 \times 4 = \underline{28}$

Greater Than, Less Than or Equals

13. $30 \underline{\quad} 6+6+6+6+6$ $30=30$	14. $40 \underline{\quad} 5+5+5+5+5+5+5$ $40 > 35$
15. $100 \underline{\quad} 60+40+4$ $100 < 104$	16. $80 \underline{\quad} 20+30+30$ $80 = 80$

17. Each wreath takes 10 bouquets. If Mr. Morrill needs to make 10 wreaths for a local florist, how many bouquets will he need?

100

18. The red bow on each wreath takes 4 feet of ribbon. How many feet of red ribbon will the workers need to make red bows for the 10 wreaths?

40 feet of red ribbon

19. Mr. Morrill started Worcester Wreath Company in 1971. How many years has he been in business?

Answer will vary year to year.

20. In 1992, Mr. Morrill started placing wreaths in Arlington National Cemetery. How many years has he been placing wreaths at Arlington National Cemetery?

Answer will vary year to year.

Teacher:
Grade Level: 2nd Grade

Wreaths Across America

Date:
Subject: Remember*Honor*Teach

NAME _____

WREATHS ACROSS AMERICA WORD SEARCH PUZZLE

A	R	L	I	N	G	T	O	N	Q	A	Z	W
V	E	T	E	R	A	N	S	W	S	X	E	A
D	M	A	I	N	E	C	R	F	V	T	G	S
B	E	Y	H	N	U	F	J	T	E	A	C	H
U	M	M	I	S	U	R	P	L	U	S	K	I
P	B	O	L	A	Q	E	A	Z	W	S	X	N
A	E	E	D	C	R	E	F	V	H	T	G	G
P	R	B	Y	R	H	D	N	U	O	J	M	T
E	I	K	O	I	L	O	P	Q	N	A	Z	O
R	W	S	X	F	E	M	D	C	O	T	G	N
B	B	Y	H	I	N	S	U	U	R	J	K	D
O	M	P	Q	C	A	X	E	D	C	H	Y	C
Y	L	W	R	E	A	T	H	P	W	H	N	U

FREEDOMS	TEACH
SURPLUS	ARLINGTON
VETERANS	SACRIFICE
WREATH	REMEMBER
PAPERBOY	WASHINGTON, D.C.
HONOR	MAINE

Teacher:
Grade Level: 2nd Grade

Wreaths Across America

Date:
Subject: Remember*Honor*Teach

ANSWER KEY

NAME _____

WREATHS ACROSS AMERICA WORD SEARCH PUZZLE

A	R	L	I	N	G	T	O	N	Q	A	Z	W
V	E	T	E	R	A	N	S	W	S	X	E	A
D	M	A	I	N	E	C	R	F	V	T	G	S
B	E	Y	H	N	U	F	J	T	E	A	C	H
U	M	M	I	S	U	R	P	L	U	S	K	I
P	B	O	L	A	Q	E	A	Z	W	S	X	N
A	E	E	D	C	R	E	F	V	H	T	G	G
P	R	B	Y	R	H	D	N	U	O	J	M	T
E	I	K	O	I	L	O	P	Q	N	A	Z	O
R	W	S	X	F	E	M	D	C	O	T	G	N
B	B	Y	H	I	N	S	U	U	R	J	K	D
O	M	P	Q	C	A	X	E	D	C	H	Y	C
Y	L	W	R	E	A	T	H	P	W	H	N	U

FREEDOMS	TEACH
SURPLUS	ARLINGTON
VETERANS	SACRIFICE
WREATH	REMEMBER
PAPERBOY	WASHINGTON, D.C.
HONOR	MAINE


Teacher:
Grade Level: 2nd Grade

Wreaths Across America

Date:
Subject: Remember*Honor*Teach

Name _____

FROM the TIP LAND to a WREATH MAZE



Name _____

Teacher:
Grade Level: 2nd Grade


Wreaths Across America

Date:

Subject: Remember*Honor*Teach

FROM the TIP LAND to a WREATH MAZE

ANSWER KEY

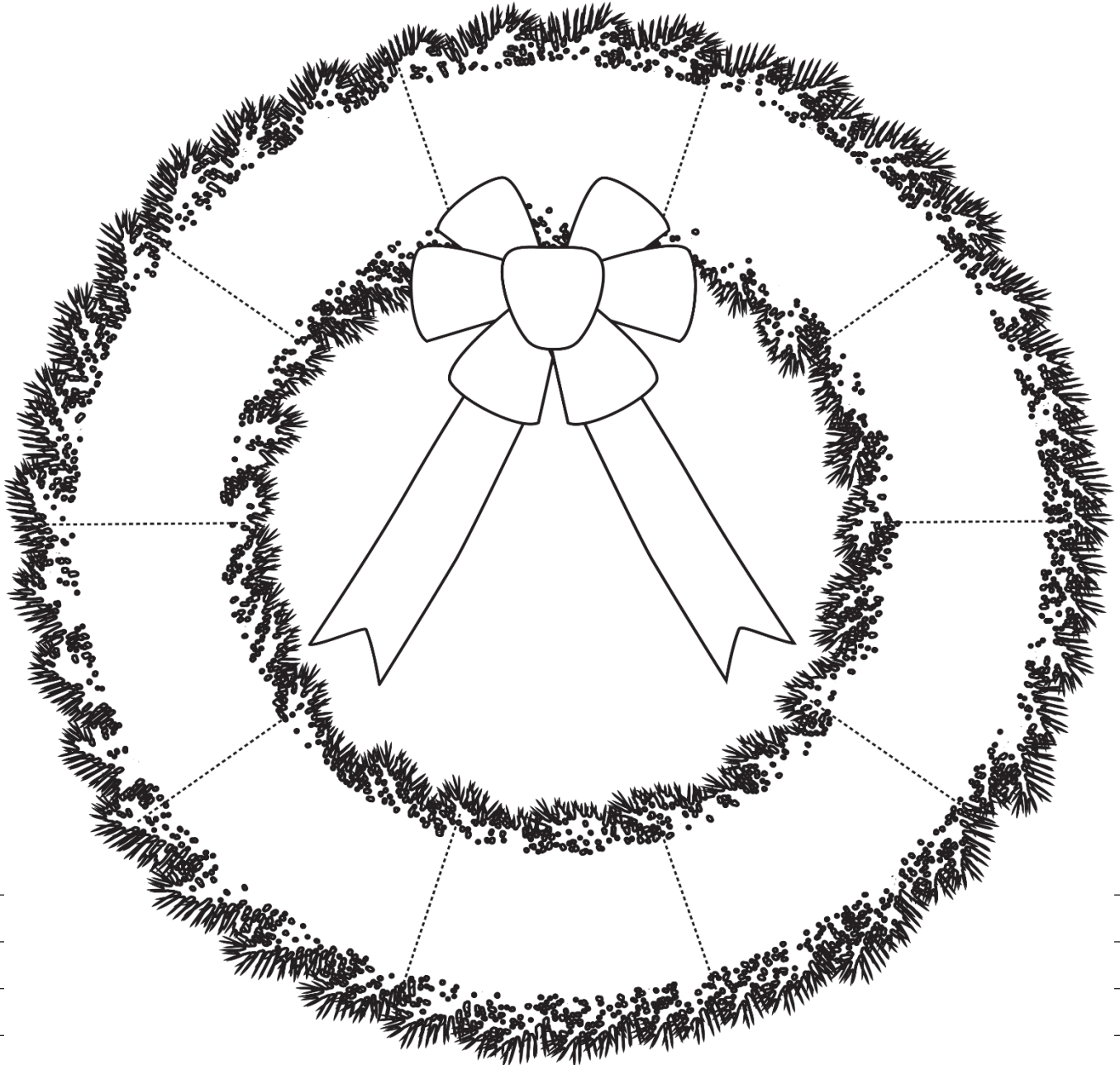



Teacher:
Grade Level: 2nd Grade

Wreaths Across America

Date: _____
Remember*Honor*Teach


COLOR YOUR WREATH and
write a thank you note for a local veteran or
active-duty military in your community.



Teacher:
Grade Level: 2nd Grade

Wreaths Across America

Date:
Subject: Remember*Honor*Teach



WREATHS
— *across* —
AMERICA

A
Read-Rhyme-Design-Color
Storybook A-Z
Written by Nancy Willey

Illustrated by:

Teacher:
Grade Level: 2nd Grade

Wreaths Across America

Date:

Subject: Remember*Honor*Teach

Get out your crayons,
and markers too!
I've rhymed the text-
the illustrations are up to you.

Put on your thinking cap,
see what you can do.
Start with A, continue to Z.
Remember the veterans
who keep our country free.


Teacher:

Wreaths Across America

Date:

Grade Level: 2nd Grade

Subject: Remember* Honor* Teach



is for America, our land so free.
In the whole wide world,
this is where I want to be.


Teacher:

Wreaths Across America

Date:

Grade Level: 2nd Grade

Subject: Remember* Honor* Teach



is for the bows of bright red
placed on wreaths of green.
Each veteran's grave
honored and seen.


Teacher:

Wreaths Across America

Date:

Grade Level: 2nd Grade

Subject: Remember* Honor* Teach



is for Christmas with family
and friends so dear.
It makes us sad that our
servicemen aren't here.


Teacher:

Wreaths Across America

Date:

Grade Level: 2nd Grade

Subject: Remember* Honor* Teach



is for the dead we honor here.
Remember - Honor - Teach
all through the year.


Teacher:

Wreaths Across America

Date:

Grade Level: 2nd Grade

Subject: Remember* Honor* Teach



is for the evergreen trees,
like fir, spruce, and pine.

Fir tips are used
and their flat sprills shine.

Teacher:

Wreaths Across America

Date:

Grade Level: 2nd Grade

Subject: Remember* Honor* Teach



is for fir-balsam, that is.

It smells so good!

You will find it in our Maine woods.


Teacher:

Wreaths Across America

Date:

Grade Level: 2nd Grade

Subject: Remember *Honor* Teach



is for white graves
row on row, green wreaths,
red bows, white snow.

Teacher:

Wreaths Across America

Date:

Grade Level: 2nd Grade

Subject: Remember* Honor* Teach



is for honor. We honor the
veterans all over this land.
Reach out, shake a veteran's hand.

Teacher:

Wreaths Across America

Date:

Grade Level: 2nd Grade

Subject: Remember* Honor* Teach



I

is for July 4th -

America's Independence Day.

Thanks to our veterans,

it will continue to be that way.


Teacher:

Wreaths Across America

Date:

Grade Level: 2nd Grade

Subject: Remember* Honor* Teach



is for justice, life, liberty,
the pursuit of happiness.
Guaranteed freedom we enjoy,
we are blessed.

Teacher:

Wreaths Across America

Date:

Grade Level: 2nd Grade

Subject: Remember* Honor* Teach



IK

is for kindness, this is what
Americans believe.

Helping one another: family, friends,
neighbors, community to achieve.

Teacher:

Wreaths Across America

Date:

~~Grade Level: 2nd Grade~~

~~Subject: Remember* Honor* Teach~~



is for love.

Love your country, keep it strong.

May America live on and on!

Teacher:

Wreaths Across America

Date:

Grade Level: 2nd Grade

Subject: Remember* Honor* Teach



is for Memorial Trees.

Keep their memories alive—
those who died,
those who survived.


Teacher:

Wreaths Across America

Date:

Grade Level: 2nd Grade

Subject: Remember* Honor* Teach



is for the vast numbers who gave.
Salute and give thanks as you
honor this grave.

Teacher:

Wreaths Across America

Date:

Grade Level: 2nd Grade

Subject: Remember* Honor* Teach



is for observing our cherished holidays.
Having lost loved ones makes us sad:
"The Christmas they never had."

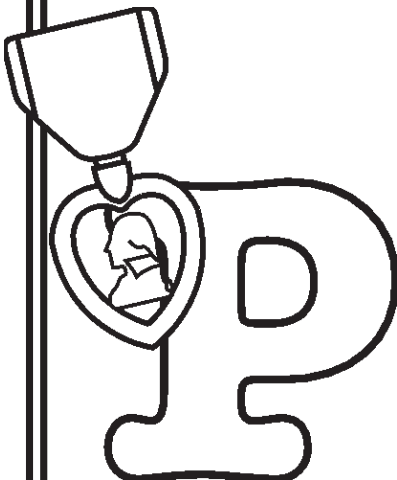
Teacher:

Wreaths Across America

Date:

Grade Level: 2nd Grade

Subject: Remember*Honor*Teach



is for purple—the purple heart.
It is given to servicemen wounded or
killed in combat. It was established by
George Washington in 1782.


Teacher:

Wreaths Across America

Date:

Grade Level: 2nd Grade

Subject: Remember* Honor* Teach



Q

is for quiet.

The thin white storied stones
so quietly they stand.

Each brave veteran loved this land.


Teacher:

Wreaths Across America

Date:

Grade Level: 2nd Grade

Subject: Remember* Honor* Teach



is for rings and red ribbon, too -
completing the balsam wreath
brand new.


Teacher:

Wreaths Across America

Date:

Grade Level: 2nd Grade

Subject: Remember* Honor* Teach



S

is for Saturday.

The second Saturday in December,
we place wreaths on veterans'
graves... always remember.



Teacher:

Wreaths Across America

Date:

Grade Level: 2nd Grade

Subject: Remember* Honor* Teach



is for "Thank you."

Thank you veterans

for your service and sacrifice.

What they do for us is very nice.


Teacher:

Wreaths Across America

Date:

Grade Level: 2nd Grade

Subject: Remember* Honor* Teach



is for united.

We must always be united,
strong, forever free.

Teacher:

Wreaths Across America

Date:

Grade Level: 2nd Grade

Subject: Remember*Honor*Teach



is for veterans of all wars
and those who still serve.
Remember - Honor - Teach:
this our veterans deserve.

FREEDOM ISN'T FREE

Teacher:
Grade Level: 2nd Grade

Wreaths Across America

Date:

Subject: Remember*Honor*Teach


Teacher:

Wreaths Across America

Date:

Grade Level: 2nd Grade

Subject: Remember* Honor* Teach



W

is for wreaths so beautifully
dressed in green and red.
Honoring each veteran -
what more can be said?

Teacher:

Wreaths Across America

Date:

Grade Level: 2nd Grade

Subject: Remember* Honor* Teach



is for the unknown.

The Tomb of the Unknown Soldier
is in Washington D.C. -

a national monument for all to see.

"Known but to God."

Teacher:

Wreaths Across America

Date:

Grade Level: 2nd Grade

Subject: Remember* Honor* Teach



is for you. You and I must
Remember - Honor - Teach.
Free to exercise our
freedom of speech.



is for zero. Don't be a zero - be a hero.
Remember - Honor - Teach



“Find a Way to Serve”

- Make Thank You cards to Veterans you know in your community, or in a local VA Home or VA Hospital. Let them know you appreciate their service to our country.
- Help an elderly veteran with yard work.
- Collect items for “Survival Back-Packs” for homeless veterans with socks, caps, gloves, toothpaste, a toothbrush, and other toiletries to be distributed to homeless vets in your community. Many large cities hold Operation Stand Downs for Veterans. For more information, [Click Here](#).
- Organize a Checkers, board game or card game tournament at your local VA Home. Coordinate with the nursing home staff and plan a fun afternoon for the residents and students alike!
- Write letters to be included in soldier care packages. [Operation Gratitude](#) sends over 250,000 packages to Servicemen and Women, and First Responders annually, the link above provides guidelines for participation in their program.
- Organize a Zoom Meeting between your class at school and a local VA Home. Discuss what their childhoods were like growing up, what kind of classes they took in school. Did they live in town or in the country, what kinds of chores and activities did they participate in when they were your age. Document their responses and share with other classes in your school. If some of your interviewees have a talent like singing or playing the piano, maybe they could share those talents with the class the next time you Zoom. Once you have met the veterans, select a “pin-pal” you can correspond with by letter every few weeks.
- Be a companion to a local senior citizen who is a veteran. Make cards, surprise them with visits around their birthday or sing carols for them around the holidays.