

First Grade  
Lesson Plan  
Remember\*Honor\*Teach



We Can Do It



**Teacher:**  
**Grade Level: 1<sup>st</sup> Grade**

**Wreaths Across America**

**Date:**

**Subject: Remember\*Honor\*Teach**

<p><b>OBJECTIVES:</b> CCSS.ELA-LITERACY.RI.1.2          Identify the main topic and retell key details of a text.  <b>National Curriculum Standards for Social Studies:</b> 1. Culture 4. Individual Development &amp; Identity 5. Individuals, Groups &amp; Institutions</p>	<p><b>STRATEGIES:</b></p> <ul style="list-style-type: none"> <li><input type="checkbox"/> Drawing/Coloring</li> <li><input type="checkbox"/> Writing</li> <li><input type="checkbox"/> Think/Pair/Share</li> <li><input type="checkbox"/> Collaboration</li> <li><input type="checkbox"/> Small Groups</li> <li><input type="checkbox"/> Large Group</li> </ul>
<p><b>MATERIALS:</b></p>	<p>Computer/laptop; internet (with access to YouTube); Smart Board; Copies of Nonfiction Graphic Organizer Main Ideas &amp; Details; Copies of Reading Comprehension Worksheet; Copies of From the Tip Land to a Wreath Maze Activity; Copies of Wreaths Across America Veterans Wreath Coloring Sheet; Copies of the Wreaths Across America Read-Rhyme-Design-Color Storybook A-Z;</p>
<p><b>Engage:</b> Hook the students</p>	<p>Play the PowerPoint, <a href="#">From Paperboy, to a Wreath Maker in Maine</a>. Think/Pair/Share Activity- Pair the students with a partner. Explain the T/P/S directions. The students will think of their answer, get with their partner, and share their answer.          T/P/S Question: How did Morrill win a trip to Washington, D.C.? Which place had the greatest impact on Morrill? Why do you think it had such a big impact on him? How did Morrill use that experience later in his life to do something good?</p>
<p><b>Explore:</b> Students make sense of a concept through observations.</p>	<p>Students will complete the Nonfiction Graphic Organizer Main Ideas &amp; Details. Project the What is a Veterans' Wreath on your screen and read the information to your students.          Students will complete the Reading Comprehension Worksheet.          Students will complete the From the Tip Land to a Wreath Maze Activity.          Students will complete the Veterans' Wreath Coloring Sheet.          Students will write a Holiday Thank-You Note to a Veteran.          Students will complete the Wreaths Across America Read-Rhyme-Design-Color Storybook A-Z.</p>
<p><b>Explain:</b> Teacher introduces formal vocabulary and language to students.</p>	<p>Teacher will select vocabulary for this lesson plan.</p>
<p><b>Elaborate:</b> Students apply what they have learned.</p>	<p>Explain to students that veterans, at some point in their lives, committed to the service of our country. Veterans make many sacrifices for the freedoms we all enjoy in the United States. Students will brainstorm a way to serve veterans in their local communities.</p>
<p><b>Evaluate:</b> assessment.</p>	<p>Teachers should choose which activities to use as formal/informal assessments.</p>
<p><b>Enrichment/Service-Learning Project</b></p>	<p>Color the Veterans Wreath Coloring sheet, write/design a holiday Thank-You Note to a Veteran mail them to a VA Hospital or VA Home for the holidays! Or chose another activity from the list on the last page.</p>

Teacher:  
Grade Level: 1<sup>st</sup> Grade

Wreaths Across America

Date:

Subject: Remember\*Honor\*Teach

Visit [www.wreathsasscrossamerica.org](http://www.wreathsasscrossamerica.org) to learn about our mission to *Remember, Honor, Teach*, sponsor a wreath for a veteran at any participating cemetery, or sign up to volunteer.

*A veterans' wreath is a symbol of*  
**HONOR, RESPECT, and**  
**VICTORY.**



*What is a*  
**VETERANS'**  
**WREATH?**

**10 BALSAM BOUQUETS** make up each veterans' wreath,  
representing the

**10 SPECIAL QUALITIES** that our veterans embody.



Evergreens =  
**LONGEVITY**  
& **ENDURANCE**



Red Bow =  
**GREAT**  
**SACRIFICE**



Forest Scent =  
**PURITY &**  
**SIMPLICITY**



Circular Shape =  
**ETERNITY**

1. Their **BELIEF** in a greater good
2. Their **LOVE** for each other
3. Their **STRENGTH**, work ethic, & character
4. Their **HONESTY** & integrity
5. Their **HUMILITY**, selflessness, & modesty
6. Their **AMBITIONS** & aspirations
7. Their **OPTIMISM** for America
8. Their **CONCERN** for the future
9. Their **PRIDE** in their duties
10. Their **HOPES & DREAMS** that didn't always come true, but left them with no regrets

Teacher:  
Grade Level: 1<sup>st</sup> Grade

Wreaths Across America

Date:


Subject: Remember\*Honor\*Teach

Name \_\_\_\_\_

### Nonfiction Graphic Organizer Main Ideas & Details

Identify the Main Idea of the text and three supporting details.

**Main Idea**



**Three Supporting Ideas**



1 \_\_\_\_\_



2 \_\_\_\_\_



3 \_\_\_\_\_

Teacher:  
Grade Level: 1<sup>st</sup> Grade

Wreaths Across America

Date:

Subject: Remember\*Honor\*Teach

Name \_\_\_\_\_

## From Paperboy to a Wreath Maker in Maine Reading Comprehension Worksheet

Directions: Find the word in the box that completes the sentence. Write the word in the space provided.

1. Morrill was a \_\_\_\_\_ from Maine.
2. He won a trip to \_\_\_\_\_ when he was 12 years old.
3. One of the places he went to see was \_\_\_\_\_  
\_\_\_\_\_.
4. The \_\_\_\_\_ so many veterans made to protect our \_\_\_\_\_ had a big impact on Morrill.
5. As Morrill grew up, he never forgot the sacrifices of our \_\_\_\_\_.
6. In 1971, Morrill started a \_\_\_\_\_ company.
7. In 1992, Morrill had a \_\_\_\_\_ of wreaths, so he carried them to Arlington National Cemetery.
8. In 2007, he and his wife started Wreaths Across America, to \_\_\_\_\_ the Fallen, Honor Those Who Serve, and \_\_\_\_\_ the Next Generation the Costs of Freedom.

freedoms	Teach
surplus	Arlington National Cemetery
veterans	sacrifices
wreath	Remember
paperboy	Washington, D.C.

Teacher:  
Grade Level: 1<sup>st</sup> Grade

Wreaths Across America

Date:

Subject: Remember\*Honor\*Teach

Name \_\_\_\_\_

## From Paperboy to a Wreath Maker in Maine

**ANSWER KEY**

### Reading Comprehension Worksheet

Directions: Find the word in the box that completes the sentence. Write the word in the space provided.

1. Morrill was a paperboy from Maine.
2. He won a trip to Washington, D.C. when he was 12 years old.
3. One of the places he went to see was Arlington National Cemetery.
4. The sacrifices so many veterans made to protect our freedoms had a big impact on Morrill.
5. As Morrill grew up, he never forgot the sacrifices of our veterans.
6. In 1971, Morrill started a wreath company.
7. In 1992, Morrill had a surplus of wreaths, so he carried them to Arlington National Cemetery.
8. In 2007, he and his wife started Wreaths Across America, to Remember the Fallen, Honor Those Who Serve, and Teach the Next Generation the Costs of Freedom.

freedoms	Teach
surplus	Arlington National Cemetery
veterans	sacrifices
wreath	Remember
paperboy	Washington, D.C.

Teacher:  
Grade Level: 1<sup>st</sup> Grade


Wreaths Across America

Date:

Subject: Remember\*Honor\*Teach

Name \_\_\_\_\_

FROM the TIP LAND to a WREATH MAZE












Teacher:  
Grade Level: 1<sup>st</sup> Grade

Wreaths Across America

Date:  
Subject: Remember\*Honor\*Teach



WREATHS  
— *across* —  
AMERICA

A

Read-Rhyme-Design-  
Color Storybook A-Z

Written by Nancy Willey

Illustrated by \_\_\_\_\_

Teacher:  
Grade Level: 1<sup>st</sup> Grade

Wreaths Across America

Date:

Subject: Remember\*Honor\*Teach

Get out your crayons,  
and markers too!  
I've rhymed the text-  
the illustrations are up to you.

Put on your thinking cap,  
see what you can do.  
Start with A, continue to Z.  
Remember the veterans  
who keep our country free.


Teacher:

Wreaths Across America

Date:

Grade Level: 1<sup>st</sup> Grade

Subject: Remember\* Honor\* Teach



is for America, our land so free.  
In the whole wide world,  
this is where I want to be.


Teacher:

Wreaths Across America

Date:

Grade Level: 1<sup>st</sup> Grade

Subject: Remember\* Honor\* Teach



is for the bows of bright red  
placed on wreaths of green.  
Each veteran's grave  
honored and seen.


Teacher:

Wreaths Across America

Date:

~~Grade Level: 1<sup>st</sup> Grade~~

~~Subject: Remember\* Honor\* Teach~~



is for **C**hristmas with family  
and friends so dear.

It makes us sad that our  
servicemen aren't here.


Teacher:

Wreaths Across America

Date:

Grade Level: 1<sup>st</sup> Grade

Subject: Remember\* Honor\* Teach



is for the dead we honor here.  
Remember - Honor - Teach  
all through the year.




Teacher:

Wreaths Across America

Date:

Grade Level: 1<sup>st</sup> Grade

Subject: Remember\* Honor\* Teach



is for the evergreen trees,  
like fir, spruce, and pine.

Fir tips are used  
and their flat sprills shine.

Teacher:

Wreaths Across America

Date:

~~Grade Level: 1<sup>st</sup> Grade~~

~~Subject: Remember\*Honor\*Teach~~



is for fir-balsam, that is.

It smells so good!

You will find it in our Maine woods.


Teacher:

Wreaths Across America

Date:

Grade Level: 1<sup>st</sup> Grade

Subject: Remember \*Honor\* Teach



is for white graves  
row on row, green wreaths,  
red bows, white snow.

Teacher:

Wreaths Across America

Date:

Grade Level: 1<sup>st</sup> Grade

Subject: Remember\* Honor\* Teach



is for honor. We honor the  
veterans all over this land.  
Reach out, shake a veteran's hand.

Teacher:

Wreaths Across America

Date:

Grade Level: 1<sup>st</sup> Grade

Subject: Remember\* Honor\* Teach



**I**

is for July 4<sup>th</sup> -

America's Independence Day.

Thanks to our veterans,

it will continue to be that way.


Teacher:

Wreaths Across America

Date:

Grade Level: 1<sup>st</sup> Grade

Subject: Remember\* Honor\* Teach



is for justice, life, liberty,  
the pursuit of happiness.  
Guaranteed freedom we enjoy,  
we are blessed.

Teacher:

Wreaths Across America

Date:

Grade Level: 1<sup>st</sup> Grade

Subject: Remember\* Honor\* Teach



**IK**

is for kindness, this is what  
Americans believe.

Helping one another: family, friends,  
neighbors, community to achieve.



Teacher:

Wreaths Across America

Date:

Grade Level: 1<sup>st</sup> Grade

Subject: Remember\* Honor\* Teach



is for love.

Love your country, keep it strong.

May America live on and on!

Teacher:

Wreaths Across America

Date:

Grade Level: 1<sup>st</sup> Grade

Subject: Remember\* Honor\* Teach



is for Memorial Trees.

Keep their memories alive—  
those who died,  
those who survived.


Teacher:

Wreaths Across America

Date:

Grade Level: 1<sup>st</sup> Grade

Subject: Remember\* Honor\* Teach



is for the vast numbers who gave.  
Salute and give thanks as you  
honor this grave.

Teacher:

Wreaths Across America

Date:

Grade Level: 1<sup>st</sup> Grade

Subject: Remember\* Honor\* Teach



is for observing our cherished holidays.  
Having lost loved ones makes us sad:  
"The Christmas they never had."

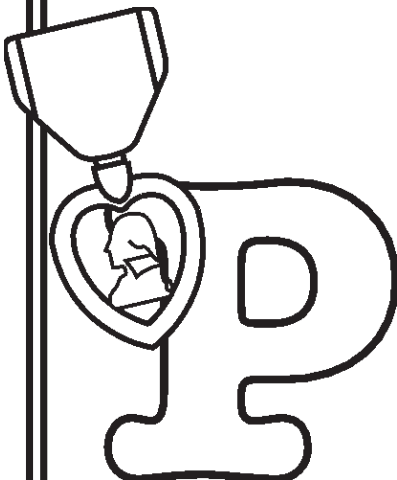
Teacher:

Wreaths Across America

Date:

~~Grade Level: 1<sup>st</sup> Grade~~

~~Subject: Remember\*Honor\*Teach~~



is for purple—the purple heart.

It is given to servicemen wounded or killed in combat. It was established by George Washington in 1782.

Teacher:

Wreaths Across America

Date:

Grade Level: 1<sup>st</sup> Grade

Subject: Remember\* Honor\* Teach



Q

is for quiet.

The thin white storied stones  
so quietly they stand.

Each brave veteran loved this land.


Teacher:

Wreaths Across America

Date:

Grade Level: 1<sup>st</sup> Grade

Subject: Remember\* Honor\* Teach



is for rings and red ribbon, too -  
completing the balsam wreath  
brand new.




Teacher:

Wreaths Across America

Date:

Grade Level: 1<sup>st</sup> Grade

Subject: Remember\* Honor\* Teach



**S**

is for Saturday.

The second Saturday in December,  
we place wreaths on veterans'  
graves... always remember.


Teacher:

Wreaths Across America

Date:

Grade Level: 1<sup>st</sup> Grade

Subject: Remember\* Honor\* Teach



is for "Thank you."  
Thank you veterans  
for your service and sacrifice.  
What they do for us is very nice.

Teacher:

Wreaths Across America

Date:

~~Grade Level: 1<sup>st</sup> Grade~~

~~Subject: Remember\* Honor\* Teach~~



is for united.

We must always be united,  
strong, forever free.

Teacher:

Wreaths Across America

Date:

~~Grade Level: 1<sup>st</sup> Grade~~

~~Subject: Remember\* Honor\* Teach~~



is for veterans of all wars  
and those who still serve.  
Remember - Honor - Teach:  
this our veterans deserve.

FREEDOM ISN'T FREE

**Teacher:**  
**Grade Level: 1<sup>st</sup> Grade**

**Wreaths Across America**

**Date:**

**Subject: Remember\*Honor\*Teach**


Teacher:

Wreaths Across America

Date:

Grade Level: 1<sup>st</sup> Grade

Subject: Remember\* Honor\* Teach



**W**

is for wreaths so beautifully  
dressed in green and red.  
Honoring each veteran -  
what more can be said?

Teacher:

Wreaths Across America

Date:

Grade Level: 1<sup>st</sup> Grade

Subject: Remember\* Honor\* Teach



is for the unknown.

The Tomb of the Unknown Soldier  
is in Washington D. C. -

a national monument for all to see.

**Teacher:**  
**Grade Level: 1<sup>st</sup> Grade**

**Wreaths Across America**      **Date:**  
**Subject: Remember\*Honor\*Teach**  
*"Known but to God."*



Teacher:

Wreaths Across America

Date:

Grade Level: 1<sup>st</sup> Grade

Subject: Remember\*Honor\*Teach



is for you. You and I must  
Remember - Honor - Teach.  
Free to exercise our  
freedom of speech.



is for zero. Don't be a zero - be a hero.

Remember - Honor - Teach



## “Find a Way to Serve”

- Make Thank You cards to Veterans you know in your community, or in a local VA Home or VA Hospital. Let them know you appreciate their service to our country.
- Help an elderly veteran with yard work.
- Collect items for “Survival Back-Packs” for homeless veterans with socks, caps, gloves, toothpaste, a toothbrush, and other toiletries to be distributed to homeless vets in your community. Many large cities hold Operation Stand Downs for Veterans. For more information, [Click Here](#).
- Organize a Checkers, board game or card game tournament at your local VA Home. Coordinate with the nursing home staff and plan a fun afternoon for the residents and students alike!
- Write letters to be included in soldier care packages. [Operation Gratitude](#) sends over 250,000 packages to Servicemen and Women, and First Responders annually, the link above provides guidelines for participation in their program.
- Organize a Zoom Meeting between your class at school and a local VA Home. Discuss what their childhoods were like growing up, what kind of classes they took in school. Did they live in town or in the country, what kinds of chores and activities did they participate in when they were your age. Document their responses and share with other classes in your school. If some of your interviewees have a talent like singing or playing the piano, maybe they could share those talents with the class the next time you Zoom. Once you have met the veterans, select a “pin-pal” you can correspond with by letter every few weeks.
- Be a companion to a local senior citizen who is a veteran. Make cards, surprise them with visits around their birthday or sing carols for them around the holidays.