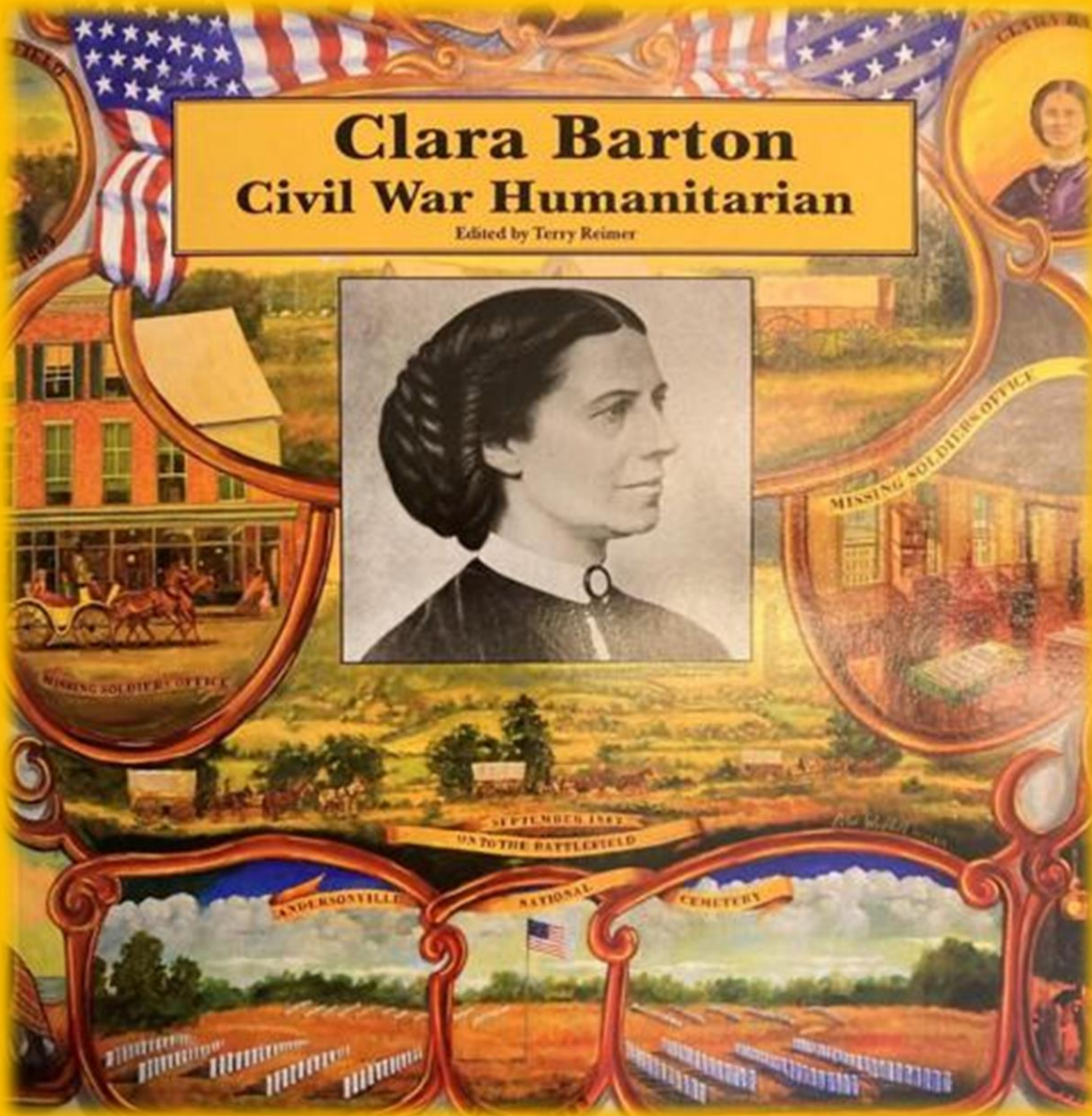


Kindergarten Lesson Plan

Women's History Month

Clara Barton



Wreaths Across America

Lesson Plan

Teacher:	Date:
Grade: Kindergarten	Lesson: Clara Barton, Women's History Month

<p>OBJECTIVES: CCSS ELA-SL K-1: 4. Describe familiar people, places, things, and events and, with prompting and support, provide additional detail SL K-5- 5. Add drawings or other visual displays to descriptions as desired to provide additional detail.</p>	<p>STRATEGIES:</p> <ul style="list-style-type: none"> <input type="checkbox"/> Drawing/Coloring <input type="checkbox"/> Writing <input type="checkbox"/> Think/Pair/Share <input type="checkbox"/> Collaboration <input type="checkbox"/> Discussion Questions <input type="checkbox"/> Small Groups <input type="checkbox"/> Large Group
MATERIALS:	Computer/laptop; internet (with access to YouTube); Smart Board; copies of the Clara Barton Writing Practice Worksheet; copies of the Clara Barton Coloring Sheet; copies of the Clara Barton Matching Activity
Engage: Hook the students	Play the YouTube video, <i>Clara Barton</i> , by Wonder Grove Kids https://youtu.be/Vu7jypZ9Tlc Think/Pair/Share Activity- Pair the students with a partner. Explain the T/P/S directions. The students will think of their answer, get with their partner, and share their answer. T/P/S Question: At the end of the video, what is Clara's message to young people? To find your passion in life, and don't let anyone keep you from making a difference in the world. What is your passion? According to Clara, what can keep you from making a difference in the world?
Explore: Students make sense of a concept through observations.	Play the YouTube Video BrainPopJr. <i>Clara Barton</i> https://youtu.be/UP6De79sM0I Handout copies of the Clara Barton Writing Practice Activity. Students will complete the writing practice activity. Hand out copies of the Clara Barton Matching Activity. Students will complete the Clara Barton Matching Activity. Handout copies of the Clara Barton Coloring Sheet. Students will complete the Clara Barton Coloring Sheet.
Explain: Teacher introduces formal vocabulary and language to students.	Massachusetts free school supplies proper opportunities Switzerland New Jersey US Patent Office American Red Cross
Elaborate: Students apply what they have learned.	Describe familiar people, places, things, and events and, with prompting and support, provide additional detail. Add drawings or other visual displays to descriptions as desired to provide additional detail.
Evaluate: assessment.	Teachers will choose which activities to use as formal assessments.
Enrichment/Service-Learning Project	Students will brainstorm a way to serve their local community in honor of Women's History Month. See a list of potential projects on the last page.

Wreaths Across America
Lesson Plan

Teacher:	Date:
Grade: Kindergarten	Lesson: Clara Barton, Women's History Month

Name _____

Clara Barton Writing Practice Worksheet

Clara Barton was

born on December

25, 1821, in

Massachusetts.

As a young girl,

she was very shy.

When Clara was 11

years old, her

brother, David fell

off a barn and

Wreaths Across America

Lesson Plan

Teacher:	Date:
Grade: Kindergarten	Lesson: Clara Barton, Women's History Month

hurt his head.

Clara nursed him

back to health.

Clara worked as a

teacher, and in the

US Patent Office.

When the Civil War

started, Clara

worked on the

battlefields nursing

soldiers back to

Wreaths Across America

Lesson Plan

Teacher:	Date:
Grade: Kindergarten	Lesson: Clara Barton, Women's History Month

health. The soldiers

nicknamed her the

"angel of the

battlefield".

In 1881, Clara

started the

American Red

Cross. Today, the

Red Cross helps

people in need all

over the world.

Wreaths Across America
Lesson Plan

Teacher:	Date:
Grade: Kindergarten	Lesson: Clara Barton, Women's History Month

Name _____

Clara Barton Coloring Sheet



Wreaths Across America
Lesson Plan

Teacher:	Date:
Grade: Kindergarten	Lesson: Clara Barton, Women's History Month

Clara Barton Matching Activity Name _____

Draw a line from the statement to the matching picture on the right.

1. When was Clara Barton born?

2. Where was Clara Barton born?


3. What job did Clara Barton have before she was a nurse?

4. A nick name given to Clara by the soldiers during the Civil War.

5. Clara started this organization in the United States in 1881.





American Red Cross



of the Battlefield

1821



Wreaths Across America

Lesson Plan

Teacher:	Date:
Grade: Kindergarten	Lesson: Clara Barton, Women's History Month

Grades K-5 Action Plans

1. Draw pictures or make cards for servicemen and women overseas or veterans at a local VA Hospital or VA Home. [Operation Gratitude](#) sends over 250,000 packages to Servicemen and Women, and First Responders annually, the link above provides guidelines for participation in their program.
2. Make cards for Senior citizens in your community for the various holidays. Teachers/Parents can help their children by:
 - * contacting local nursing homes, senior centers and VA Homes to determine the procedure they have for community involvement, the numbers of residents, etc.
 - * setting up a calendar as a reminder to your child letting them know when certain holidays are coming.
 - * providing materials: crayons, paper, coloring sheets for younger students
 - * setting up a time for delivery of the cards to the facility, or help your child mail the cards at the Post Office.
3. Decorate placemats to be used for Senior citizens during the holidays with a special note or picture! Many agencies deliver meals to Seniors who have mobility problems and are on a fixed income. Teachers/Parents can help their children by:
 - * contacting local agencies that provide meals for Seniors, coordinate with the agency to provide placemats for an upcoming holiday
 - * talking with your child's teacher to see if this could be a classroom project
 - * provide materials,
4. [Donate gently used or new stuffed animals](#) to a local fire department or police station to give to children in emergencies.
5. During your birthday month, donate cake mix, frosting, candles, and an age-appropriate toy in a box. Donate items to a local food pantry or school social worker for families in need of a birthday cake. Let your child decorate the bag/box with a birthday message. Parents can help their children by:
 - * contacting a local food bank or their child's school to arrange a drop-off point
 - * purchasing the items to donate
 - * taking their child to be a part of the drop-off
6. Collect school supplies, coloring books/crayons or games to donate to local homeless shelters or local children's hospitals.
 - * contacting a local food bank or their children's hospital to arrange a drop-off point
 - * purchasing the items to donate
 - * taking their child to be a part of the drop-off
7. Make a no-sew fleece blanket for a child in need with [Project Linus](#), or a Veteran in need with [Soldiers' Angels](#). Parents can help their children by:
 - * log on to the Project Linus or Soldiers' Angels to check out the specifications for the blankets,
 - * help their child purchase materials
 - * help their child make the blanket if necessary
 - * take their child to ship or deliver the blanket