

The Missing Man Table
Lesson Plan
Grades 4-6



Wreaths Across America

Lesson Plan

Teacher:	Date:
Grades: 4 th -6 th	Lesson: Missing Man Table; MIA-POW Day-3 rd Friday in September

<p>OBJECTIVES: NCSSS, 1. CULTURE Through the study of culture and cultural diversity, learners understand how human beings create, learn, share, and adapt to culture, and appreciate the role of culture in shaping their lives and society, as well the lives and societies of others.</p>	<p>STRATEGIES:</p> <ul style="list-style-type: none"> <input type="checkbox"/> Drawing/Coloring <input type="checkbox"/> Writing <input type="checkbox"/> Write-Pair-Share <input type="checkbox"/> Collaboration <input type="checkbox"/> Reflection Questions <input type="checkbox"/> Small Groups <input type="checkbox"/> Large Group <p>*Before conducting this lesson, make sure you are aware of students who may have parents deployed in the Military, or who may be Gold Star Children.</p>									
<p>MATERIALS:</p>	<p>Computer/laptop; internet (with access to YouTube); Smart Board; copies of the Write-Pair-Share Activity; copies of <i>America's White Table</i> Story Elements Worksheet; copies of <i>America's White Table</i> Matching Worksheet; copies of the Missing Man Table Quilt Drawing Activity; copies of the Missing Man Word Search Puzzle; copies of the Missing Man Coloring Page</p>									
<p>Engage: Hook the students</p>	<p>Play the Missing Man Table Ceremony video, https://www.dvidshub.net/video/806717/missing-man-table-ceremony Hand out the Write-Pair-Share Activity. Students will have 5 minutes to analyze the symbols in the Missing Man video clip and the written description. At the end of 5 minutes, students will be paired with a partner, they will share their answers.</p>									
<p>Explore: Students make sense of a concept through observations.</p>	<p>Play the Read Aloud book, <i>America's White Table</i>, author, Margot Theis Raven, Illustrator Mike Benny https://youtu.be/uePSkyqYesE Answer the following Reflection Questions from <i>America's White Table</i> video: Why did the family set up this small white table? What effect did it have on their Uncle John? What impact would setting up a Missing Man Table have on the Veterans in your life? What is a hero? Explain to students that families who have a loved one who has died while they are on active duty in the military are called Gold Star Families.</p>									
<p>Explain: Teacher introduces formal vocabulary and language to students.</p>	<table style="width: 100%; border: none;"> <tr> <td style="width: 25%;">reverence</td> <td style="width: 25%;">call to arms</td> <td style="width: 25%;">POW</td> </tr> <tr> <td>vulnerability</td> <td>Hero</td> <td>MIA</td> </tr> <tr> <td>comrades</td> <td>Vietnam War</td> <td>Military Service Members</td> </tr> </table>	reverence	call to arms	POW	vulnerability	Hero	MIA	comrades	Vietnam War	Military Service Members
reverence	call to arms	POW								
vulnerability	Hero	MIA								
comrades	Vietnam War	Military Service Members								
<p>Elaborate: Students apply what they have learned.</p>	<p>Students will complete: <i>America's White Table</i> Story Elements Worksheet; <i>America's White Table</i> Matching Worksheet; draw and color the pieces of the Missing Man Quilt Drawing sheet, and the Missing Man Table Word Search Puzzle</p>									
<p>Evaluate: assessment.</p>	<p>Write-Pair-Share Activity, <i>America's White Table</i> Story Elements Worksheet; <i>America's White Table</i> Matching Worksheet; The Missing Man Word Search Puzzle.</p>									
<p>Enrichment/Service-Learning Project</p>	<p>Students can pick from many projects, see the last page of this lesson plan for suggestions; share what you have learned about the Missing Man Table with your class, family, and friends; participate in the Wreaths Across America Service Project.</p>									

Wreaths Across America

Lesson Plan

Teacher:	Date:
Grades: 4 th -6 th	Lesson: Missing Man Table; MIA-POW Day-3 rd Friday in September

Name _____

The Missing Man Table Symbols Write-Pair-Share

The Missing Man Table, sometimes referred to as the “Fallen Comrade Table,” is meant to remind us of those fallen, missing, or imprisoned U.S. Military Service Members.

The Missing Man Table is a place of honor, and we should always approach it with reverence and respect when we see one.

A Missing Man Table is set up to acknowledge and remember our Veterans who are missing from life’s celebrations.

The table is small, and set for one-Symbolizing the vulnerability of a lone prisoner against his captors.

The tablecloth is white-Symbolizing purity of intention in responding to the nation’s call to arms.

The chair is empty-They are not here.

The glass is inverted-They cannot toast with us.

The slices of lemon-Reminds us of their bitter suffering.

The grains of salt-Represents the countless tears of their families.

The single red rose-Reminds us of their loved ones, who keep the faith awaiting their return.

The burning candle and yellow or red ribbon-Symbolize everlasting hope of a reunion with the missing.

— All who have served alongside them; we who have donned the same proud uniform, being sworn to the same faith and allegiance — We will never forget their sacrifice.

— Until the day they return home, or find eternal peace, we will remember.

Write-Pair-Share

You will have **5 minutes** to analyze the symbols in the Missing Man video clip and the written description above.

At the end of 5 minutes, you will be paired with a partner, you will read your answer to your partner and they will read their response to you. Write on the back if necessary.

Wreaths Across America Lesson Plan

Teacher:	Date:
Grades: 4 th -6 th	Lesson: Missing Man Table; MIA-POW Day-3 rd Friday in September

Student Name _____

Story Elements for *America's White Table* By Margot Raven

Name of the Story:

Setting:

Characters:

Plot:

Summarize the Story:

Theme (Lesson Learned)

Did you enjoy the story:

Wreaths Across America

Lesson Plan

Teacher:	Date:
Grades: 4 th -6 th	Lesson: Missing Man Table; MIA-POW Day-3 rd Friday in September

Student Name _____

America's White Table By Margot Raven

The table honors the men and women who served in America's Armed Forces, "You are not forgotten so long as there is one left in whom your memory remains."

Write the word from the WORD BANK below.

1. _____ To remind us of the life, and the blood that was shed.
2. _____ Reminds us of the bitter fate of those captured and missing in a foreign land.
3. _____ Upside-down to symbolize their inability to share this evening with us.
4. _____ Left empty and tilted to show the missing soldiers.
5. _____ Round to show our everlasting devotion and concern for our fallen and missing comrades.
6. _____ It is white to symbolize the purity of soldiers' motives when answering the call to duty.
7. _____ Often black as a reminder of the isolation, deprivation, and cruel fate our missing.
8. _____ It is red to symbolize our commitment and continued determination to account for our missing.
9. _____ Represents the strength gained through faith to sustain those lost from our country.
10. _____ Reminds us of the tears endured by those missing and their families who still seek answers.

table	glass	chair	rose	book of faith
salt	napkin	tablecloth	vase tied with ribbon	lemon slice

Wreaths Across America


Lesson Plan

Teacher:	Date:
Grades: 4 th -6 th	Lesson: Missing Man Table; MIA-POW Day-3 rd Friday in September

Student Name _____

Making a Missing Man Quilt

Using information you learned in America's White Table, draw your version of what a Missing Man Table would look like. In the United States, National POW/MIA Recognition Day is observed on the third Friday in September. It honors those who were prisoners of war and those who are still missing in action. It is most associated with those who were POWs during the Vietnam War. When all of the pictures are finished, cut out the squares, and join them all together to make a class Missing Man Remembrance Quilt.


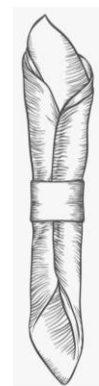
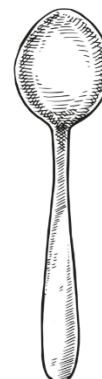
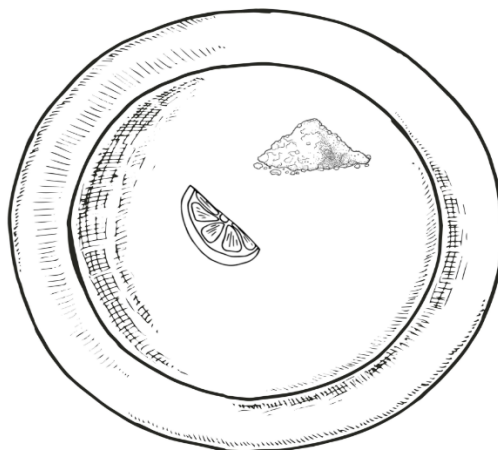
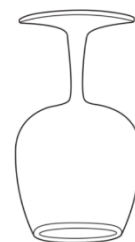


Wreaths Across America Lesson Plan

Teacher:	Date:
Grades: 4 th -6 th	Lesson: Missing Man Table; MIA-POW Day-3 rd Friday in September

Name _____

The Missing Man Table



Wreaths Across America Lesson Plan

Teacher:	Date:
Grades: 4 th -6 th	Lesson: Missing Man Table; MIA-POW Day-3 rd Friday in September

Name _____

The Missing Man Table Word Search

Q	P	R	I	S	O	N	E	R	O	F	W	A	R	A	Z
H	Y	B	G	T	R	O	F	V	C	D	E	X	G	S	W
N	U	S	J	I	M	I	K	O	L	P	Q	W	L	C	E
R	V	A	S	E	T	T	H	Y	U	K	L	P	A	S	L
N	A	L	Z	W	S	C	X	E	R	F	V	N	S	I	T
E	G	T	H	E	W	A	L	L	B	H	D	N	S	L	E
V	R	U	J	M	I	N	K	L	O	L	P	Z	A	V	M
E	R	E	W	Q	A	I	S	O	E	D	C	R	F	E	P
R	T	G	D	B	T	G	W	W	T	M	G	B	Y	R	T
F	M	I	L	R	Q	N	A	R	Z	W	O	S	X	W	Y
O	E	D	C	E	O	I	T	I	G	B	Y	N	H	A	C
R	M	D	L	E	A	S	X	B	C	Q	A	Z	W	R	H
G	S	B	X	E	D	S	E	B	C	P	L	A	T	E	A
E	A	R	F	V	T	I	G	O	B	Y	H	N	U	J	I
T	M	I	K	O	L	M	P	N	A	Z	W	S	X	Q	R

Candle	The Wall	Red Rose	Vase	Plate
Table	Lemon	Glass	Prisoner of War	Silverware
Missing In Action	Salt	Yellow Ribbon	Empty Chair	Never Forget

Wreaths Across America

Lesson Plan

Teacher:	Date:
Grades: 4 th -6 th	Lesson: Missing Man Table; MIA-POW Day-3 rd Friday in September

ANSWER KEY

Name _____

The Missing Man Table Word Search

Q	P	R	I	S	O	N	E	R	O	F	W	A	R	A	Z
H	Y	B	G	T	R	O	F	V	C	D	E	X	G	S	W
N	U	S	J	I	M	I	K	O	L	P	Q	W	L	C	E
R	V	A	S	E	T	T	H	Y	U	K	L	P	A	S	L
N	A	L	Z	W	S	C	X	E	R	F	V	N	S	I	T
E	G	T	H	E	W	A	L	L	B	H	D	N	S	L	E
V	R	U	J	M	I	N	K	L	O	L	P	Z	A	V	M
E	R	E	W	Q	A	I	S	O	E	D	C	R	F	E	P
R	T	G	D	B	T	G	W	W	T	M	G	B	Y	R	T
F	M	I	L	R	Q	N	A	R	Z	W	O	S	X	W	Y
O	E	D	C	E	O	I	T	I	G	B	Y	N	H	A	C
R	M	D	L	E	A	S	X	B	C	Q	A	Z	W	R	H
G	S	B	X	E	D	S	E	B	C	P	L	A	T	E	A
E	A	R	F	V	T	I	G	O	B	Y	H	N	U	J	I
T	M	I	K	O	L	M	P	N	A	Z	W	S	X	Q	R

Candle	The Wall	Red Rose	Vase	Plate
Table	Lemon	Glass	Prisoner of War	Silverware
Missing In Action	Salt	Yellow Ribbon	Empty Chair	Never Forget

Wreaths Across America

Lesson Plan

Teacher:	Date:
Grades: 4 th -6 th	Lesson: Missing Man Table; MIA-POW Day-3 rd Friday in September

Find a Way to Serve

- Help an elderly neighbor with yard work.
- Volunteer at your local library.
- Create “Survival Back-Packs” for the homeless with socks, caps, gloves, toothpaste, a toothbrush and other toiletries to be distributed to homeless people in your community.
- Organize a Checkers, board game or card game tournament at your local nursing home. Coordinate with the nursing home staff and plan a fun afternoon for the residents and students alike!
- Write letters to be included in soldier care packages. [Operation Gratitude](#) sends over 250,000 packages to Servicemen and Women, and First Responders annually, the link above provides guidelines for participation in their program.
- Collaborate with teachers, students, administration, and parents to create a food “Back-Pack” pantry at your school for students who may have food insecurities at home. Twenty-two million children receive free or reduced-price meals through the National School Lunch Program and the National School Breakfast Program. For many of these children, school meals may be the only meals they eat during the day.
- Make a “New Student Kit” for students who are new to your school. Create a list of school clubs, a calendar of events, school lunch menus, map of the school, and something with the school mascot to help the student feel like they are welcome.
- Organize a Zoom Meeting between your class at school and local nursing home residents. Discuss what their childhoods were like growing up, what kind of classes they took in school. Did they live in town or in the country, what kinds of chores and activities did they participate in when they were your age. Document their responses and share with other classes in your school. If some of your interviewees have a talent like singing or playing the piano, maybe they could share those talents with the class the next time you Zoom. Once you have met the residents, select a “pin-pal” you can correspond with by letter every few weeks.
- Be a companion to a senior citizen in a local nursing home. Make cards, surprise them with visits around their birthday or sing carols for them around the holidays.
- Organize a coat drive in your school/community that collects new and slightly used coats as part of [ONEWARMCOAT.org](#)
- Use AARP’s [Create the Good Guide](#) to start recycling events in your community.