

ROCKING IT



With
Pete the Cat
2nd Grade



Wreaths Across America

Lesson Plan

Teacher:	Date:
Grade: 2 nd Grade	Lesson: Welcome Back to School, Second Grade Superstar Service Learning





















<p>OBJECTIVES: <u>CCSS.ELA-LITERACY.RL.2.7</u> Use information gained from the illustrations and words in a print or digital text to demonstrate understanding of its characters, setting, or plot. Review of skills from Grade 1 Math.</p>	<p>STRATEGIES:</p> <ul style="list-style-type: none"> <input type="checkbox"/> Drawing/Coloring <input type="checkbox"/> Writing <input type="checkbox"/> Icebreaker Activity <input type="checkbox"/> Collaboration <input type="checkbox"/> Discussion Questions <input type="checkbox"/> Small Groups <input type="checkbox"/> Large Group
<p>MATERIALS:</p>	<p>Computer/laptop; internet (with access to YouTube); Smart Board; Copies of Help Pete the Cat Find a Friend Who; Copies of <i>Pete the Cat Rocking in My School Shoes</i> Story Analysis; Copies of <i>Pete the Cat Rocking My School Shoes</i> Coloring Sheet; copies of the Rocking with Pete the Cat Addition and Subtraction Review Worksheet; Copies of Pete the Cat Word Search Puzzle; Copies of the Second Grade Superstar Cards</p>
<p>Engage: Hook the students</p>	<p>Play the Read Aloud Book, <i>Pete the Cat Rocking in My School Shoes</i>, Created and Illustrated by: James Dean, Story By: Eric Litwin, Video By: Simitri Crane; https://youtu.be/BekNshW3iAQ?t=72 Introduce students to their classmates by using the Help Pete the Cat Find a Friend icebreaker activity. This activity gives students a chance to move around and get to know their new classmates. As students walk around the classroom, they find a “friend who,” by asking their classmates questions that are on the sheet. The goal is to find a new friend for each box, the “new friend” should write their name in the box that applies to them. Students who struggle with reading can use the pictures for additional help.</p>
<p>Explore: Students make sense of a concept through observations.</p>	<p>Students will complete the <i>Pete the Cat Rocking in My School Shoes</i> Story Analysis. Students will complete the Rocking with Pete the Cat Addition and Subtraction Review Worksheet. Students will complete the Pete the Cat Word Search Puzzle. At the end of the day, let students relax a few minutes and complete the <i>Pete the Cat Rocking My School Shoes</i> Coloring Sheet.</p>
<p>Explain: Teacher introduces formal vocabulary and language to students.</p>	<p>The teacher will go over School Procedures/Classroom Rules, etc. Vocabulary will be associated with the procedures, rules, and other components of the lesson plan.</p>
<p>Elaborate: Students apply what they have learned.</p>	<p>Students will complete the worksheets and practice activities attached to this lesson plan.</p>
<p>Evaluate: assessment.</p>	<p>Teachers should choose which activities to use as formal/informal assessments.</p>
<p>Enrichment/Service-Learning Project</p>	<p>Using the Second Grade Superstar Cards-tell students to let you know when they see one of their classmates being kind or helping someone at school. Once a week, handout Superstar Cards to those students who have shown kindness to someone else. Once a month, allow those students who have been awarded a Superstar Card to get a prize from the prize jar, or some other small reward.</p>

Wreaths Across America Lesson Plan

Teacher:	Date:
Grade: 2 nd Grade	Lesson: Welcome Back to School, Second Grade Superstar Service Learning

Name _____

HELP PETE THE CAT FIND A FRIEND WHO:

Rides a bicycle 	Wears Red Shoes 	Likes to Dance 	Likes to Sing 
Likes Tacos 	Likes flipflops 	Likes being Kind 	Has a Younger Sister 
Likes Video Games 	Likes to Read 	Likes to Swim 	Wears Glasses 
Likes snow 	Rides a School Bus 	Has a pet fish 	Likes Art Class 
Likes helping others 	Has an Older Brother 	Likes School 	Likes dinosaurs 

**Wreaths Across America
Lesson Plan**

Teacher:	Date:
Grade: 2 nd Grade	Lesson: Welcome Back to School, Second Grade Superstar Service Learning

Pete the Cat Rocking in My School Shoes

Creator of Pete the Cat: James Dean

Story Writer: Eric Litwin



1. Who is the main character in the story?
2. What is the setting (place and time) of the story?
3. How does the setting add or take away from the story?
4. If you could step into this story, what is the first thing that you would do and why?
4. How did the author make the story enjoyable?
5. Why do you think the author wrote this book?
6. If you could rename the title of the book, what would it be? Explain.

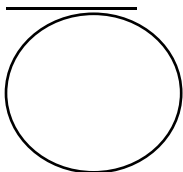
Wreaths Across America Lesson Plan

Teacher:	Date:
Grade: 2 nd Grade	Lesson: Welcome Back to School, Second Grade Superstar Service Learning

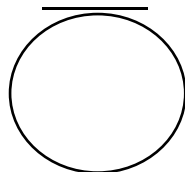
Name _____

Rocking Math with Pete the Cat


1. $\begin{array}{r} 3 \\ + 4 \\ \hline \end{array}$



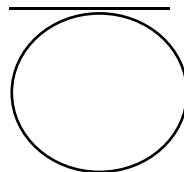
2. $\begin{array}{r} 5 \\ - 4 \\ \hline \end{array}$



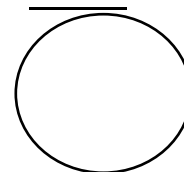
3. $\begin{array}{r} 10 \\ + 10 \\ \hline \end{array}$



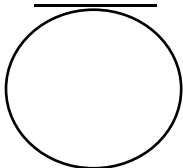
4. $\begin{array}{r} 5 \\ + 3 \\ \hline \end{array}$



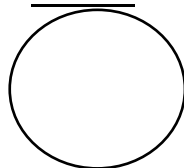
5. $\begin{array}{r} 8 \\ + 2 \\ \hline \end{array}$



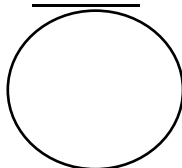
6. $\begin{array}{r} 6 \\ + 4 \\ \hline \end{array}$



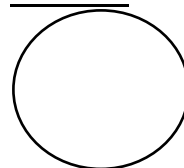
7. $\begin{array}{r} 12 \\ - 6 \\ \hline \end{array}$



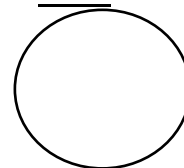
8. $\begin{array}{r} 9 \\ + 4 \\ \hline \end{array}$



9. $\begin{array}{r} 10 \\ - 7 \\ \hline \end{array}$




10. $\begin{array}{r} 9 \\ - 4 \\ \hline \end{array}$



11. Pete the Cat had _____ rubber ducks. Pete gave away _____ ducks to friends.

How many rubber ducks did Pete have left? _____



12. Pete's teacher brought _____ doughnuts to school. The students ate _____ doughnuts. How many doughnuts were left? _____



**Wreaths Across America
Lesson Plan**

Teacher:	Date:
Grade: 2 nd Grade	Lesson: Welcome Back to School, Second Grade Superstar Service Learning

13. Pete the Cat wants to go to a movie. It cost \$7.00 for a ticket to the movie. Pete would like to buy some popcorn, a drink, and a box of candy during the movie. Lucky for Pete, the theatre has a snack pack with popcorn, a drink and candy for \$7.00. How much money does Pete need for the movies? Show your work in the box below:

14. Pete the Cat needs new strings for his guitar. Pete has done chores and saved \$16.00 to buy the strings. The guitar strings cost \$20.00. How much more money does Pete need to save before he can buy the strings for his guitar? Show your work in the box below:

15. Each dime equals 10cents. How much money is below? _____



Wreaths Across America Lesson Plan

Teacher:	Date:
Grade: 2 nd Grade	Lesson: Welcome Back to School, Second Grade Superstar Service Learning

16. Each quarter equals 25cents. How much money is below?



$25+25+25+25$ _____

17. Color 76 boxes below

$76 =$ _____ tens

_____ ones

How many boxes are not colored?

$100 - 76 =$ _____

Wreaths Across America Lesson Plan

Teacher:	Date:
Grade: 2 nd Grade	Lesson: Welcome Back to School, Second Grade Superstar Service Learning

18. Color 33 boxes below

33= _____ tens
_____ ones
How many boxes are not colored?
100-33= _____

19.

--	--	--	--	--	--	--	--	--	--

_____ ones
_____ tens
_____ Total







20.

_____ ones
_____ tens
_____ Total

Wreaths Across America

Lesson Plan

Teacher:	Date:
Grade: 2 nd Grade	Lesson: Welcome Back to School, Second Grade Superstar Service Learning

<p>24.  =</p> <p>_____ + _____ + _____ =</p>	
<p>25.  =</p> <p>_____ + _____ =</p>	
<p>26.  =</p> <p>_____ + _____ + _____ + _____ + _____ + _____ + _____ =</p>	
<p>27.  =</p> <p>_____ + _____ + _____ + _____ + _____ =</p>	
<p>28.  =</p> <p>_____ + _____ + _____ + _____ + _____ =</p>	
<p>29.  =</p> <p>_____ + _____ + _____ + _____ + _____ + _____ =</p>	
<h2 style="text-align: center;">Subtraction Problems</h2>	
<p>30. $(\text{boot} + \text{lunchbox}) - (\text{cat} + \text{boot} + \text{boot}) =$</p> <p>$(1 + 10) - (5 + 2)$</p> <p>$11 - 7 =$</p>	

Wreaths Across America

Lesson Plan

Teacher:	Date:
Grade: 2 nd Grade	Lesson: Welcome Back to School, Second Grade Superstar Service Learning

<p>31. $\left(\begin{array}{c} \text{PETE'S} \\ \text{LUNCH} \end{array} + \begin{array}{c} \text{PETE'S} \\ \text{LUNCH} \end{array} \right) - \left(\begin{array}{c} \text{BOOT} \\ \text{BOOT} \\ \text{PETE'S} \\ \text{LUNCH} \end{array} \right) =$</p> <p>$(\quad + \quad) - (\quad + \quad + \quad) =$</p>	
<p>32. $\left(\begin{array}{c} \text{CAT} \\ \text{CAT} \\ \text{CAT} \end{array} \right) - \begin{array}{c} \text{BOOT} \end{array} =$</p> <p>$(\quad + \quad + \quad) - (\quad) =$</p>	
<p>33. $\left(\begin{array}{c} \text{CAT} \\ \text{PETE'S} \\ \text{LUNCH} \end{array} + \begin{array}{c} \text{PETE'S} \\ \text{LUNCH} \end{array} \right) - \left(\begin{array}{c} \text{BOOT} \\ \text{CAT} \end{array} \right) =$</p> <p>$(\quad + \quad + \quad) - (\quad + \quad) =$</p>	

Wreaths Across America Lesson Plan

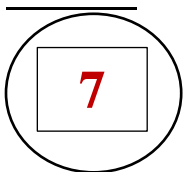
Teacher:	Date:
Grade: 2 nd Grade	Lesson: Welcome Back to School, Second Grade Superstar Service Learning

ANSWER KEY

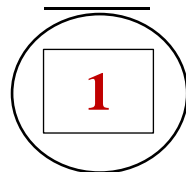
Name _____

Rocking Math with Pete the Cat


$$\begin{array}{r} 1. \quad 3 \\ + 4 \\ \hline \end{array}$$




$$\begin{array}{r} 2. \quad 5 \\ - 4 \\ \hline \end{array}$$




$$\begin{array}{r} 3. \quad 10 \\ + 10 \\ \hline \end{array}$$




$$\begin{array}{r} 4. \quad 5 \\ + 3 \\ \hline \end{array}$$




$$\begin{array}{r} 5. \quad 8 \\ + 2 \\ \hline \end{array}$$




$$\begin{array}{r} 6. \quad 6 \\ + 4 \\ \hline \end{array}$$




$$\begin{array}{r} 7. \quad 12 \\ - 6 \\ \hline \end{array}$$




$$\begin{array}{r} 8. \quad 9 \\ + 4 \\ \hline \end{array}$$



$$\begin{array}{r} 9. \quad 10 \\ - 7 \\ \hline \end{array}$$




$$\begin{array}{r} 10. \quad 9 \\ - 4 \\ \hline \end{array}$$



11. Pete the Cat had 24 rubber ducks. Pete gave away 10 ducks to friends.

How many rubber ducks did Pete have left? 14



12. Pete's teacher brought 26 doughnuts to school. The students ate 21 doughnuts. How many doughnuts were left? 5



**Wreaths Across America
Lesson Plan**

Teacher:	Date:
Grade: 2 nd Grade	Lesson: Welcome Back to School, Second Grade Superstar Service Learning

13. Pete the Cat wants to go to a movie. It cost \$7.00 for a ticket to the movie. Pete would like to buy some popcorn, a drink, and a box of candy during the movie. Lucky for Pete, the theatre has a snack pack with popcorn, a drink and candy for \$7.00. How much money does Pete need for the movies? Show your work in the box below:

$$\begin{array}{r} \$7.00 \\ +7.00 \\ \hline \$14.00 \end{array}$$

14. Pete the Cat needs new strings for his guitar. Pete has done chores and saved \$16.00 to buy the strings. The guitar strings cost \$20.00. How much more money does Pete need to save before he can buy the strings for his guitar? Show your work in the box below:

$$\begin{array}{r} \$20.00 \\ -16.00 \\ \hline \$4.00 \end{array}$$

15. Each dime equals 10cents. How much money is below? .60 cents



Wreaths Across America Lesson Plan

Teacher:	Date:
Grade: 2 nd Grade	Lesson: Welcome Back to School, Second Grade Superstar Service Learning

16. Each quarter equals 25cents. How much money is below?



$$25+25+25+25= \underline{\$1.00}$$

17. Color 76 boxes below

76 = 7 tens
6 ones
How many boxes are not colored?
 $100 - 76 = \underline{24}$

Wreaths Across America Lesson Plan

Teacher:	Date:
Grade: 2 nd Grade	Lesson: Welcome Back to School, Second Grade Superstar Service Learning

18. Color 33 boxes below

33 = 3 tens

3 ones

How many boxes are not colored?

100 - 33 = 67

19.

7 ones

3 tens

37 Total

20.

0 ones





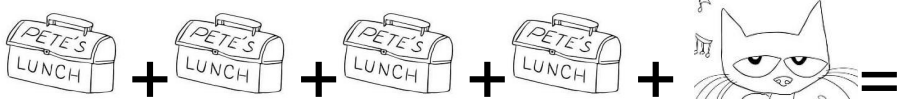

5 tens

50 Total

Wreaths Across America

Lesson Plan

Teacher:	Date:
Grade: 2 nd Grade	Lesson: Welcome Back to School, Second Grade Superstar Service Learning

<p>24.  =</p> <p>_____ + _____ + _____ =</p>	20
<p>25.  =</p> <p>_____ + _____ =</p>	20
<p>26.  =</p> <p>_____ + _____ + _____ + _____ + _____ + _____ + _____ =</p>	35
<p>27.  =</p> <p>_____ + _____ + _____ + _____ + _____ =</p>	25
<p>28.  =</p> <p>_____ + _____ + _____ + _____ + _____ =</p>	45
<p>29.  =</p> <p>_____ + _____ + _____ + _____ + _____ + _____ =</p>	32
Subtraction Problems	
<p>30. $\left(\begin{array}{c} \text{boot} \\ + \\ \text{lunchbox} \end{array} \right) - \left(\begin{array}{c} \text{cat} \\ + \\ \text{boot} \\ + \\ \text{boot} \end{array} \right) =$</p> <p style="margin-left: 40px;">(1 + 10) - (5+2)</p> <p style="margin-left: 40px;">11-7=</p>	4

Wreaths Across America

Lesson Plan

Teacher:	Date:
Grade: 2 nd Grade	Lesson: Welcome Back to School, Second Grade Superstar Service Learning

<p>31. $\left(\begin{array}{c} \text{PETE'S} \\ \text{LUNCH} \end{array} + \begin{array}{c} \text{PETE'S} \\ \text{LUNCH} \end{array} \right) - \left(\begin{array}{c} \text{BOOT} \\ \text{BOOT} \\ \text{PETE'S} \\ \text{LUNCH} \end{array} \right) =$</p> <p>$(\quad + \quad) - (\quad + \quad + \quad) =$</p>	8
<p>32. $\left(\begin{array}{c} \text{CAT} \\ \text{CAT} \\ \text{CAT} \end{array} + \begin{array}{c} \text{CAT} \\ \text{CAT} \\ \text{CAT} \end{array} + \begin{array}{c} \text{CAT} \\ \text{CAT} \\ \text{CAT} \end{array} \right) - \begin{array}{c} \text{BOOT} \\ \text{BOOT} \\ \text{BOOT} \end{array} =$</p> <p>$(\quad + \quad + \quad) - (\quad) =$</p>	14
<p>33. $\left(\begin{array}{c} \text{CAT} \\ \text{CAT} \\ \text{CAT} \end{array} + \begin{array}{c} \text{PETE'S} \\ \text{LUNCH} \end{array} + \begin{array}{c} \text{PETE'S} \\ \text{LUNCH} \end{array} \right) - \left(\begin{array}{c} \text{BOOT} \\ \text{BOOT} \\ \text{CAT} \\ \text{CAT} \end{array} \right) =$</p> <p>$(\quad + \quad + \quad) - (\quad + \quad) =$</p>	19

Wreaths Across America Lesson Plan

Teacher:	Date:
Grade: 2 nd Grade	Lesson: Welcome Back to School, Second Grade Superstar Service Learning

Pete the Cat Wordsearch Puzzle

Q	L	I	B	R	A	R	Y	A	Z	W	S	S
P	X	E	D	E	C	O	R	F	V	T	G	C
L	B	Y	H	D	N	C	U	J	P	M	I	H
A	K	O	P	Q	A	K	Z	W	A	S	X	O
Y	E	D	L	C	S	I	N	G	I	N	G	O
G	E	D	C	U	R	N	F	V	N	T	G	L
R	E	A	D	I	N	G	B	Y	T	H	N	S
O	U	D	J	M	I	H	O	L	I	P	Q	H
U	A	D	Z	W	S	X	H	E	N	D	C	O
N	R	I	C	R	F	V	T	R	G	G	B	E
D	G	N	I	T	I	R	W	Y	O	H	N	S
U	J	G	M	I	K	O	L	P	Q	O	A	Z
P	E	T	E	T	H	E	C	A	T	W	M	S

adding
Playground
Library
Pete the Cat

Lunchroom
school shoes
rocking
red

painting
reading
singing
writing

Wreaths Across America Lesson Plan

Teacher:	Date:
Grade: 2 nd Grade	Lesson: Welcome Back to School, Second Grade Superstar Service Learning

PETE THE CAT WORDSEARCH PUZZLE

ANSWER KEY

Q	L	I	B	R	A	R	Y	A	Z	W	S	S
P	X	E	D	E	C	O	R	F	V	T	G	C
L	B	Y	H	D	N	C	U	J	P	M	I	H
A	K	O	P	Q	A	K	Z	W	A	S	X	O
Y	E	D	L	C	S	I	N	G	I	N	G	O
G	E	D	C	U	R	N	F	V	N	T	G	L
R	E	A	D	I	N	G	B	Y	T	H	N	S
O	U	D	J	M	I	C	O	L	I	P	Q	H
U	A	D	Z	W	S	X	H	E	N	D	C	O
N	R	I	C	R	F	V	T	R	G	G	B	E
D	G	N	I	T	I	R	W	Y	O	H	N	S
U	J	G	M	I	K	O	L	P	Q	O	A	Z
P	E	T	E	T	H	E	C	A	T	W	M	S

adding
Playground
Library
Pete the Cat

Lunchroom
school shoes
rocking
red

painting
reading
singing
writing

Wreaths Across America Lesson Plan

Teacher:	Date:
Grade: 2 nd Grade	Lesson: Welcome Back to School, Second Grade Superstar Service Learning

Pete the Cat Was Rocking in His RED School Shoes! Color this picture of Pete the Cat, decorate his shoes with your favorite color.



Wreaths Across America
Lesson Plan

Teacher:	Date:
Grade: 2 nd Grade	Lesson: Welcome Back to School, Second Grade Superstar Service Learning

