

2nd and 3rd Grades Lesson Plan The Buffalo Soldiers



Wreaths Across America

Lesson Plan

Teacher:	Date:
Grade: 2 nd – 3 rd Grades	Lesson: The Buffalo Soldiers, Black History Month

<p>OBJECTIVES: CCSS ELA- RL 2.11. Ask and answer such questions as who, what, where, when, why, and how to demonstrate understanding of key details in a text.</p> <p>RI 3.1. Ask and answer questions to demonstrate understanding of a text, referring explicitly to the text as the basis for the answers.</p>	<p>STRATEGIES:</p> <ul style="list-style-type: none"> <input type="checkbox"/> Drawing/Coloring <input type="checkbox"/> Writing <input type="checkbox"/> Think/Pair/Share <input type="checkbox"/> Collaboration <input type="checkbox"/> Discussion Questions <input type="checkbox"/> Small Groups <input type="checkbox"/> Large Group 									
MATERIALS:	Computer/laptop; internet (with access to YouTube); Smart Board; copies of the Who, What, When, Where and Why of the Buffalo Soldiers Worksheet; copies of the Buffalo Soldiers Word Search Puzzle; copies of the Buffalo Soldiers Coloring Sheets									
Engage: Hook the students	Think/Pair/Share Activity- Pair the students with a partner. Explain the T/P/S directions. The students will think of their answer, get with their partner, and share their answer. Play the YouTube Video: <i>Buffalo Soldier Museum</i> (Texas Country Reporter) https://youtube.com/watch?v=taFntB8Ytc8&feature=shares T/P/S Question: What do you plan to do with your minute?									
Explore: Students make sense of a concept through observations.	Handout copies of the Who, What, When, Where and Why of the Buffalo Soldiers Worksheet. Present the PowerPoint, Who Were the Buffalo Soldiers? Allow students time to complete the 5 W's Worksheet as you present the PowerPoint. Students will complete the Buffalo Soldier Word Search Puzzle. Students will complete the Buffalo Soldier Coloring Sheet.									
Explain: Teacher introduces formal vocabulary and language to students.	<table style="width: 100%; border: none;"> <tr> <td style="width: 33%;">cavalry</td> <td style="width: 33%;">honor</td> <td style="width: 33%;">telegraph wire</td> </tr> <tr> <td>Buffalo Soldiers</td> <td>courage</td> <td>national parks</td> </tr> <tr> <td>valor</td> <td>stagecoach</td> <td></td> </tr> </table>	cavalry	honor	telegraph wire	Buffalo Soldiers	courage	national parks	valor	stagecoach	
cavalry	honor	telegraph wire								
Buffalo Soldiers	courage	national parks								
valor	stagecoach									
Elaborate: Students apply what they have learned.	RL 2.1. Ask and answer such questions as who, what, where, when, why, and how to demonstrate understanding of key details in a text. RI 3.1. Ask and answer questions to demonstrate understanding of a text, referring explicitly to the text as the basis for the answers.									
Evaluate: assessment.	Teachers will choose which activities to use as formal assessments.									
Enrichment/Service-Learning Project	Students will brainstorm a way to serve their local community in honor of the Buffalo Soldiers. See a list of potential projects on the last page.									

Wreaths Across America Lesson Plan

Teacher:	Date:
Grade: 2 nd – 3 rd Grades	Lesson: The Buffalo Soldiers, Black History Month

Name _____

WHO, WHAT, WHEN, WHERE and WHY? The 5 W's of the Buffalo Soldiers


WHO?

WHAT?

WHEN?

WHERE?

WHY?



Wreaths Across America

Lesson Plan

Teacher:	Date:
Grade: 2 nd – 3 rd Grades	Lesson: The Buffalo Soldiers, Black History Month

ANSWER KEY

Name _____

WHO, WHAT, WHEN, WHERE and WHY? The 5 W's of the Buffalo Soldiers

WHO?

1. Former slaves and Freedmen
2. When the men enlisted, they became the first African American professional soldiers in the US Army.

WHAT?

1. Cavalry & Regiments of African American men created by the United States Congress in 1866 during peacetime.
2. Fought in the Indian Wars, built forts and roads, escorted the US Mail and stagecoaches, etc.
3. The nickname was given to the soldiers by the Cheyenne Indians because of the bravery and their hair which was similar to the mane of the buffalo.

WHEN?


1. From 1866-1890s in the area of westward expansion
2. The Buffalo Soldiers continued to fight in every major war, WWI, WWII, Korea.
3. In 1951, the United States military stopped separating soldiers based on race.

WHERE? The Western Frontier

1. Arizona
2. Colorado
3. Idaho
4. Iowa
5. Kansas
6. Montana
7. Nebraska
8. New Mexico
9. Oklahoma
10. Texas
11. Utah
12. Wyoming

WHY?

After the Civil War, Congress created a peace time army. Four of those cavalry regiments were African American men. In addition to their participation in military campaigns, the work of the Buffalo Soldiers was very important to westward expansion. They built forts and roads, installed miles of telegraph wires, escorted the U.S. mail and stagecoaches, and helped establish the National Parks in the west.



Wreaths Across America Lesson Plan


Teacher:	Date:
Grade: 2 nd – 3 rd Grades	Lesson: The Buffalo Soldiers, Black History Month

Name _____

Buffalo Soldiers Word Search Puzzle

W	B	U	G	L	E	R	Q
E	U	A	Z	E	D	C	C
S	F	V	A	L	O	R	O
T	F	R	F	V	T	G	U
C	A	V	A	L	R	Y	R
B	L	Y	H	N	U	J	A
H	O	N	O	R	M	I	G
S	O	L	D	I	E	R	E

Cavalry	Valor	Honor	Soldier
Courage	Bugler	Buffalo	West



Wreaths Across America Lesson Plan

Teacher:	Date:
Grade: 2 nd – 3 rd Grades	Lesson: The Buffalo Soldiers, Black History Month


Answer Key

Name _____

Buffalo Soldiers Word Search Puzzle

W	B	U	G	L	E	R	Q
E	U	A	Z	E	D	C	C
S	F	V	A	L	O	R	O
T	F	R	F	V	T	G	U
C	A	V	A	L	R	Y	R
B	L	Y	H	N	U	J	A
H	O	N	O	R	M	I	G
S	O	L	D	I	E	R	E

Cavalry	Valor	Honor	Soldier
Courage	Bugler	Buffalo	West




Wreaths Across America
Lesson Plan

Teacher:	Date:
Grade: 2 nd – 3 rd Grades	Lesson: The Buffalo Soldiers, Black History Month

Name _____

Buffalo Soldiers Coloring Sheet



Wreaths Across America

Lesson Plan

Teacher:	Date:
Grade: 2 nd – 3 rd Grades	Lesson: The Buffalo Soldiers, Black History Month

Grades K-5 Action Plans

1. Draw pictures or make cards for servicemen and women overseas or veterans at a local VA Hospital or VA Home. [Operation Gratitude](#) sends over 250,000 packages to Servicemen and Women, and First Responders annually, the link above provides guidelines for participation in their program.
2. Make cards for Senior citizens in your community for the various holidays. Teachers/Parents can help their children by:
 - * contacting local nursing homes, senior centers and VA Homes to determine the procedure they have for community involvement, the numbers of residents, etc.
 - * setting up a calendar as a reminder to your child letting them know when certain holidays are coming.
 - * providing materials: crayons, paper, coloring sheets for younger students
 - * setting up a time for delivery of the cards to the facility, or help your child mail the cards at the Post Office.
3. Decorate placemats to be used for Senior citizens during the holidays with a special note or picture! Many agencies deliver meals to Seniors who have mobility problems and are on a fixed income. Teachers/Parents can help their children by:
 - * contacting local agencies that provide meals for Seniors, coordinate with the agency to provide placemats for an upcoming holiday
 - * talking with your child's teacher to see if this could be a classroom project
 - * provide materials,
4. [Donate gently used or new stuffed animals](#) to a local fire department or police station to give to children in emergencies.
5. During your birthday month, donate cake mix, frosting, candles, and an age-appropriate toy in a box. Donate items to a local food pantry or school social worker for families in need of a birthday cake. Let your child decorate the bag/box with a birthday message. Parents can help their children by:
 - * contacting a local food bank or their child's school to arrange a drop-off point
 - * purchasing the items to donate
 - * taking their child to be a part of the drop-off
6. Collect school supplies, coloring books/crayons or games to donate to local homeless shelters or local children's hospitals.
 - * contacting a local food bank or their children's hospital to arrange a drop-off point
 - * purchasing the items to donate
 - * taking their child to be a part of the drop-off
7. Make a no-sew fleece blanket for a child in need with [Project Linus](#), or a Veteran in need with [Soldiers' Angels](#). Parents can help their children by:
 - * log on to the Project Linus or Soldiers' Angels to check out the specifications for the blankets,
 - * help their child purchase materials
 - * help their child make the blanket if necessary
 - * take their child to ship or deliver the blanket