


WELCOME BACK TO SCHOOL

FIRST GRADE



Lesson Plan for a
**Fantastic, Fabulous
First Day of
FIRST GRADE!**

Note to Teachers: We know the first day of First Grade is busy teaching procedures, rules, etc.-We hope this lesson plan will ease your stress and help you to have a Fantastic, Fabulous First Day of First Grade!!



Wreaths Across America

Lesson Plan

Teacher:	Date:
Grade: 1 st Grade	Lesson: Welcome Back to School, Superstar Service Learning

<p>OBJECTIVES: <u>CCSS.ELA-LITERACY.W.1.8</u> With guidance and support from adults, recall information from experiences or gather information from provided sources to answer a question. <u>CCSS.MATH.CONTENT.1.NBT.B.2</u> Understand that the two digits of a two-digit number represent amounts of tens and ones.</p>	<p>STRATEGIES:</p> <ul style="list-style-type: none"> <input type="checkbox"/> Drawing/Coloring <input type="checkbox"/> Writing <input type="checkbox"/> Think/Pair/Share <input type="checkbox"/> Collaboration <input type="checkbox"/> Discussion Questions <input type="checkbox"/> Small Groups <input type="checkbox"/> Large Group
MATERIALS:	Computer/laptop; internet (with access to YouTube); Smart Board; Copies of <i>First Grade, Here I Come</i> Worksheet; Copies of the ABC Practice Worksheet; Copies of Counting to 100 Practice Worksheet; Copies of My Fantastic, Fabulous First Day of First Grade Worksheet; Copies of My Fantastic, Fabulous First Day of First Grade Paragraph Practice; Copies of First Grade Superstars Cards
Engage: Hook the students	Play the Read Aloud Book, <i>First Grade, Here I Come</i> Written and Illustrated by Nancy Carlson. https://youtu.be/SYMIPIGj6M Think/Pair/Share Activity- Pair the students with a partner. The students will think of their answer, get with their partner, and share their answer. T/P/S Question: Why did Henry tell his mother he did not like his first day of school? Do you think Henry might have been nervous about going into the First Grade? Were you nervous about coming to school this morning? Why? Or Why not?
Explore: Students make sense of a concept through observations.	Hand out copies of the <i>First Grade, Here I Come</i> Worksheet; Use this as a large group activity; Read the directions aloud; Students should answer on their paper. Hand out the ABC Practice Worksheet-Students complete the ABC Practice Worksheet. Play the video: Let's Get Fit Count to 100 With Jack Hartmann https://youtu.be/1dkPouLWCyc This video gets the students out of their chairs. Play it twice as a review! Hand out copies of the Counting to 100 Practice Worksheet-students should complete the worksheet. Hand out copies My Fantastic, Fabulous First Day of First Grade Worksheet; Copies of My Fantastic. Fabulous First Day of First Grade Paragraph Practice
Explain: Teacher introduces vocabulary & language.	Mr. same favorite fantastic Ms. different fabulous
Elaborate: Students apply what they have learned.	Students will complete the worksheets and practice activities attached to this lesson plan.
Evaluate: assessment.	Teachers should choose which activities to use as formal/informal assessments.
Enrichment/Service-Learning Project	Using the First Grade Superstar Cards-tell students to let you know when they see one of their classmates being kind or helping someone at school. Once a week, handout Superstar Cards to those students who have shown kindness to someone else. Once a month, allow those students who have been awarded a Superstar Card to get a prize from the prize jar, or some other small reward.

Wreaths Across America Lesson Plan

Teacher:	Date:
Grade: 1 st Grade	Lesson: Welcome Back to School, Superstar Service Learning

First Grade, Here I Come Worksheet

Written and Illustrated by Nancy Carlson

Directions: Read the sentences below aloud. If the word in **bold** is the same as at your school, write the word in the Same box, if it is different, write the word in the Different box. **Example:** Henry's class has a **class pet**. If your class has a class pet, write **Class Pet** in the Same Box. If your class doesn't have a class pet, write **Class Pet** in the Different Box.

SAME
<hr/>

DIFFERENT

Henry rode a school bus to school.	Henry's teacher is a Mr. not a Ms.
Henry's class has a science corner .	Henry sits in a desk .
Henry made new friends at school.	Henry eats lunch in the Cafeteria .
Henry's class went to the Library .	Henry learned a new song .
Henry's class went to recess .	Henry's class had a snack .

**Wreaths Across America
Lesson Plan**

Teacher:	Date:
Grade: 1 st Grade	Lesson: Welcome Back to School, Superstar Service Learning

ABC Practice Worksheet

Aa Bb Cc Dd Ee Ff Gg Hh Ii

Jj Kk Ll Mm Nn Oo Pp Qq Rr

Ss Tt Uu Vv Ww Xx Yy Zz

Aa Bb Cc Dd Ee Ff Gg Hh Ii

Jj Kk Ll Mm Nn Oo Pp Qq Rr

Ss Tt Uu Vv Ww Xx Yy Zz

Aa Bb Cc Dd Ee Ff Gg Hh Ii

Jj Kk Ll Mm Nn Oo Pp Qq Rr

Ss Tt Uu Vv Ww Xx Yy Zz


Aa Bb Cc Dd Ee Ff Gg Hh Ii

Jj Kk Ll Mm Nn Oo Pp Qq Rr


Ss Tt Uu Vv Ww Xx Yy Zz

Wreaths Across America Lesson Plan

Teacher:	Date:
Grade: 1 st Grade	Lesson: Welcome Back to School, Superstar Service Learning



Counting to 100 Practice Worksheet



Fill in the missing numbers from 1 to 100

1		3		5		7		9	
	12		14		16		18		20
21				25					30
			34					39	
		43					48		
					56				
61									70
			74				78		
		83				87			
				95					100

Wreaths Across America Lesson Plan

Teacher:	Date:
Grade: 1 st Grade	Lesson: Welcome Back to School, Superstar Service Learning



Counting to 100 By 2's



Fill in the missing numbers from 2 to 100

2		6		10		14		18	
	24		28		32		36		40
42				50				58	
	64				72				80
		86		90		94			



Counting to 100 By 5's



Fill in the missing numbers from 5 to 100

5		15		25		35		45	
	60		70		80		90		100



Counting to 100 By 10's



Fill in the missing numbers from 10 to 100

10									
----	--	--	--	--	--	--	--	--	--


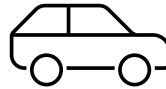
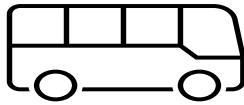
Wreaths Across America
Lesson Plan

Teacher:	Date:
Grade: 1 st Grade	Lesson: Welcome Back to School, Superstar Service Learning

My Fantastic, Fabulous First Day of FIRST GRADE!!!

My Name _____

How I get to school:



My Self-Portrait

MY BIRTHDAY



MY FAVORITE THINGS:

COLOR: _____

FOOD: _____

PLACE: _____

ANIMAL: _____

MOVIE: _____

PERSON: _____

NUMBER: _____

BOOK: _____

TOY: _____

CANDY: _____

SUBJECT: _____

**Wreaths Across America
Lesson Plan**

Teacher:	Date:
Grade: 1 st Grade	Lesson: Welcome Back to School, Superstar Service Learning

My Fantastic, Fabulous First Day of First Grade Paragraph

Write about *your favorite thing* that happened on the First Day of School!

My favorite thing about the
first day, of first grade

Blank handwriting lines for writing the paragraph.

Draw a picture of your Favorite Thing in the box below.



Wreaths Across America
Lesson Plan

Teacher:	Date:
Grade: 1 st Grade	Lesson: Welcome Back to School, Superstar Service Learning

