


Kindergarten Lesson Plan Flag Day



DG Designs©



Wreaths Across America

Lesson Plan


Teacher:	Date:
Grade: Pre K & Kindergarten	Lesson: Flag Day, Wave the Flag on Tuesday Mornings with Wreaths Across America!

<p>OBJECTIVES: NCSS; 10. CIVIC IDEALS AND PRACTICES An understanding of civic ideals and practices is critical to full participation in society and is an essential component of education for citizenship. This theme enables students to learn about the rights and responsibilities of citizens of a democracy, and to appreciate the importance of active citizenship.</p>	<p>STRATEGIES:</p> <ul style="list-style-type: none"> <input type="checkbox"/> Drawing/Coloring <input type="checkbox"/> Think/Pair/Share <input type="checkbox"/> Model-How to say the Pledge of Allegiance <input type="checkbox"/> Collaboration <input type="checkbox"/> Oral Questions/Answers <input type="checkbox"/> Small Groups <input type="checkbox"/> Large Group
<p>MATERIALS:</p>	<p>Computer/laptop; internet (with access to YouTube); Smart Board; Copies of The Flag of the United States of America Writing Practice Worksheet; Copies of The Pledge of Allegiance Coloring Sheet; *Classroom set of small American Flags (optional)</p>
<p>Engage: Hook the students</p>	<p>1. Think/Pair/Share Activity- Pair the students with a partner. Explain the T/P/S directions. The students will think of their answer, get with their partner and share their answer. T/P/S Question: What is a symbol? 2. Wave to your students without saying anything. Ask them what that is a symbol for? Give the students the “thumbs-up” sign. Ask them what that is a symbol for? Explain to students that a symbol is something that stands for something else. The American Flag is a symbol of the United States of America.</p>
<p>Explore: Students make sense of a concept through observations.</p>	<p>Play the YouTube Read Aloud video: <i>F is for Flag</i>, Author-Wendy Cheyette Lewison, Illustrator-Barbara Duke; https://youtu.be/ja37jgbacOs Show the Flag Day PowerPoint. Located HERE.</p>
<p>Explain: Teacher introduces formal vocabulary and language to students.</p>	<p>Symbol-something that stands for something else American Flag-symbol for the entire country National Anthem-The Star-Spangled Banner Pledge of Allegiance-a promise to have loyalty to the United States</p>
<p>Elaborate: Students apply what they have learned.</p>	<p>Hand out copies of the Flag of the United States of America Writing Practice Worksheet. Allow students time to complete the worksheet. Play the Pledge of Allegiance with Mrs. Willey YouTube video https://youtu.be/q5NurQjpFTw After playing the video, ask the students to recite the Pledge of Allegiance. Read the story of the Freeport Flag Ladies to your students. Organize a flag waving event at your school on Tuesdays! Hand out copies of the Pledge of Allegiance coloring sheet.</p>
<p>Evaluate: assessment.</p>	<p>The teacher will determine the activities that will be utilized for formal and informal assessment.</p>
<p>Enrichment/Service-Learning</p>	<p>Participate in the tradition started by the Freeport Flag Ladies of waving the American Flag and reciting the Pledge of Allegiance. Share your class or your school participating in this event by documenting your participation and sharing it with others around the world! #FlagsAcrossTheCountry share it here.</p>

Wreaths Across America Lesson Plan

Teacher:	Date:
Grade: Pre K & Kindergarten	Lesson: Flag Day, Wave the Flag on Tuesday Mornings with Wreaths Across America!

The Flag of the United States of America Writing Practice



My United States

Flag Book

Name


Wreaths Across America Lesson Plan

Teacher:	Date:
Grade: Pre K & Kindergarten	Lesson: Flag Day, Wave the Flag on Tuesday Mornings with Wreaths Across America!


The flag of the

United States has

many nicknames:




Old Glory, Stars




and Stripes, Star

Spangled Banner,



the American Flag,

and the Red,




Wreaths Across America Lesson Plan

Teacher:	Date:
Grade: Pre K & Kindergarten	Lesson: Flag Day, Wave the Flag on Tuesday Mornings with Wreaths Across America!

White, and Blue.


Old Glory has



thirteen stripes,


one for each of

the original





colonies, and 50

stars, one for




each state.



Wreaths Across America Lesson Plan

Teacher:	Date:
Grade: Pre K & Kindergarten	Lesson: Flag Day, Wave the Flag on Tuesday Mornings with Wreaths Across America!



Betsy Ross Flag

The stars are

white on blue; the

stripes are red

and white.

Wreaths Across America Lesson Plan

Teacher:	Date:
Grade: Pre K & Kindergarten	Lesson: Flag Day, Wave the Flag on Tuesday Mornings with Wreaths Across America!

When you say the Pledge of Allegiance to the Flag, you should stand at attention facing the flag with your right hand over your heart.



I pledge allegiance to the
Flag of the United States
of America, and to the
Republic for which it
stands, one Nation under
God, indivisible, with
liberty and justice for all.

Wreaths Across America

Lesson Plan

Teacher:	Date:
Grade: Pre K & Kindergarten	Lesson: Flag Day, Wave the Flag on Tuesday Mornings with Wreaths Across America!

Freeport Flag Ladies

On Sept. 11, 2001, at 8:45 am, an airplane crashed into the North Tower of the World Trade Center in New York City. Everyone thought it was a tragic accident, including the President of the United States, George W. Bush. President Bush was reading to a group of second grade students in Sarasota, Florida, when a second airplane hit the South Tower of the World Trade Center. At that point, he knew the United States was under attack. Within minutes, a third plane crashed in a field in Pennsylvania.

Later that evening, President Bush encouraged all Americans to pray for the families of those who died or were missing following the attacks.

Elaine Greene, Carmen Footer, and JoAnn Miller prepared to join their Freeport, Maine community in a candlelight vigil for the victims. As the three women got ready to leave their home for the event, Elaine stopped to grab an old American flag that was behind their front door. When the women got to their destination, Elaine raised the flag-as motorists honked their horns and people cheered.

Every Tuesday morning, for the next 18 years, (over nine hundred Tuesdays in all) the three women stood on that corner of Main Street in Freeport, waving the American flag as a symbol of loyalty and allegiance to our country.

The women were nicknamed the "Freeport Flag Ladies." They spoke at schools, met the president, rode in parades, and participated in many other things to pass on their love for our country to others. They were happy to do what they could, but by 2019, the women, who ranged in age from 74-83, decided to "retire."

When Wreaths Across America learned the Freeport Flag Ladies were going to retire, they decided to continue the flag waving tradition, and every Tuesday morning, you will find them on U.S. Route 1, in Jonesboro, Maine waving the American Flag and reciting the Pledge of Allegiance.

Wreaths Across America encourages people all over the nation to take a moment to reflect on the common ground that unites us and say the Pledge of Allegiance.

Wreaths Across America encourages you to document your participation and share it with others around the world! #FlagsAcrossTheCountry [share it here](#).