

# Memorial Day Lesson Plan 3<sup>rd</sup> Grade

## In Flanders' Fields

In Flanders' fields the poppies blow  
Between the crosses, row on row,  
That mark our place; and in the sky  
The larks, still bravely singing, fly  
Scarce heard amid the guns below.

We are the dead. Short days ago  
We lived, felt dawn, saw sunset glow,  
Loved, and were loved, and now we lie  
In Flanders' fields.

Take up our quarrel with the foe:  
To you from failing hands we throw  
The torch, be yours to hold it high.  
If ye break faith with us who die  
We shall not sleep, though poppies grow  
In Flanders' fields.

Major John McCrae, 1915



# Wreaths Across America

## Lesson Plan

Teacher:	Date:
Grade: 3 <sup>rd</sup> Grade	Lesson: Memorial Day

<p><b>OBJECTIVES:</b> <u>CCSS.ELA-LITERACY.W.3.7</u> Conduct short research projects that build knowledge about a topic. <u>CCSS.ELA-LITERACY.W.3.8</u> Recall information from experiences or gather information from print and digital sources; take brief notes on sources and sort evidence into provided categories.</p>	<p><b>STRATEGIES:</b></p> <ul style="list-style-type: none"> <li><input type="checkbox"/> Drawing/Coloring</li> <li><input type="checkbox"/> Think/Pair/Share</li> <li><input type="checkbox"/> Collaboration</li> <li><input type="checkbox"/> Discussion Questions</li> <li><input type="checkbox"/> Small Groups</li> <li><input type="checkbox"/> Large Group</li> </ul> <p>*Before conducting this lesson, make sure you are aware of students who may have parents deployed in the Military, or who may be Gold Star Children.</p>												
<b>MATERIALS:</b>	Computer/laptop; internet (with access to YouTube); Smart Board; copies of the American Legion Poppy Day Reading; copies of the Memorial Day Note-Taking Worksheet; PowerPoint/Video/American Legion Poppy Reading Reflection Questions; copies of the Memorial Day Word Search; copies of the Making of a Memorial Day Quilt												
<b>Engage:</b> Hook the students	Share the Power Point by clicking on the link, <a href="#">What is Memorial Day?</a> Think/Pair/Share Activity- Pair the students with a partner. Explain the T/P/S directions. The students will think of their answer, get with their partner and share their answer. T/P/S Question: What can you do to honor a fallen hero on Memorial Day?												
<b>Explore:</b> Students make sense of a concept through observations.	Hand out the Memorial Day Note-Taking Worksheet, students should fill in the worksheet as the PowerPoint, video and reading are completed. Play the video, Memorial Day is a Special Day <a href="https://youtu.be/Twctloxz6eU">https://youtu.be/Twctloxz6eU</a> *Before playing the video, tell students this video was made in 2020, and the date of Memorial Day changes each year because it is on the last Monday in May. Hand out the American Legion Poppy Day Reading, students will read the article. Allow students to complete the Memorial Day Note-Taking Worksheet. Hand out the Reflection Questions, students will complete the questions. Hand out the Memorial Day Word Search Puzzle, students will complete the word search. Hand out the Making A Memorial Day Quilt Activity, when the students complete their drawings, tape all of the pictures together to complete the classroom quilt.												
<b>Explain:</b> Teacher introduces formal vocabulary and language to students.	<table style="width: 100%; border: none;"> <tr> <td style="width: 25%;">honor</td> <td style="width: 25%;">John McCrae</td> <td style="width: 25%;">poppies</td> <td style="width: 25%;"></td> </tr> <tr> <td>sacrifice</td> <td>Decoration Day</td> <td>Flanders Fields</td> <td></td> </tr> <tr> <td>bravery</td> <td>Memorial Day</td> <td>Taps</td> <td></td> </tr> </table>	honor	John McCrae	poppies		sacrifice	Decoration Day	Flanders Fields		bravery	Memorial Day	Taps	
honor	John McCrae	poppies											
sacrifice	Decoration Day	Flanders Fields											
bravery	Memorial Day	Taps											
<b>Elaborate:</b> Students apply what they have learned.	Conduct short research projects that build knowledge about a topic. Recall information from experiences or gather information from print and digital sources; take brief notes on sources and sort evidence into provided categories.												
<b>Evaluate:</b> assessment.	Memorial Day Note-Taking Worksheet; Memorial Day Word Search; Video Reflection Questions; Making a Memorial Day Quilt												
<b>Enrichment/Service-Learning Project</b>	Brainstorm ways students can observe Memorial Day, that includes a service project. For example, placing flags or flowers on the graves of fallen heroes at their local cemeteries; observing a moment of silence with family and friends at 3:00 to honor the fallen.												

# Wreaths Across America Lesson Plan

Teacher:	Date:
Grade: 3 <sup>rd</sup> Grade	Lesson: Memorial Day



## THE AMERICAN LEGION FAMILY NATIONAL POPPY DAY®



After World War I, the poppy flourished in Europe. Scientists attributed the growth to soils in France and Belgium becoming enriched with lime from the rubble left by the war. From the dirt and mud grew a beautiful red poppy. The red poppy came to symbolize the blood shed during battle following the publication of the wartime poem "In Flanders Fields." The poem was written by Lieutenant Colonel John McCrae, M.D. while

serving on the front lines.

On September 27, 1920, the poppy became the official flower of The American Legion family to memorialize the soldiers who fought and died during the war. In 1924, the distribution of poppies became a national program of The American Legion.

Led by the American Legion Auxiliary, each year members of The American Legion Family distribute poppies with a request that the person receiving the flower make a donation to support the future of veterans, active-duty military personnel and their families with medical and financial needs.

Poppy Day is celebrated in countries around the world. The American Legion brought National Poppy Day® to the United States by asking Congress to designate the Friday before Memorial Day, as National Poppy Day.

On the Friday before Memorial Day, wear a red poppy to honor the fallen and support the living who have worn our nation's uniform.

# Wreaths Across America Lesson Plan

Teacher:	Date:
Grade: 3 <sup>rd</sup> Grade	Lesson: Memorial Day

Student Name \_\_\_\_\_


## Memorial Day Note-Taking Worksheet

As you read the PowerPoint and listen to the video, take notes below.


WHO?




WHAT?




WHEN?



WHERE?



WHY?



# Wreaths Across America Lesson Plan

Teacher:	Date:
Grade: 3 <sup>rd</sup> Grade	Lesson: Memorial Day

Name: \_\_\_\_\_

## PowerPoint/Video/American Legion Poppy Reading Reflection Questions:

1. What is Memorial Day?
2. Who does Memorial Day honor?
3. When do we observe Memorial Day?
4. What was Memorial Day originally called?
5. Who is John McCrae?
6. What time do Americans pause on Memorial Day to honor those who have died in the military?
7. What is the official flower of Memorial Day?
8. Why was the poppy selected as the official flower of Memorial Day?
9. Why is it important for Americans to recognize Memorial Day?
10. What is one way you can honor America's Fallen Heroes on Memorial Day?



# Wreaths Across America Lesson Plan

Teacher:	Date:
Grade: 3 <sup>rd</sup> Grade	Lesson: Memorial Day

Name \_\_\_\_\_

## Memorial Day Wordsearch Puzzle

P	A	R	M	E	D	F	O	R	C	E	S	V	C	F
O	Q	A	Z	W	S	X	E	D	Y	C	R	O	F	L
P	T	E	C	I	F	I	R	C	A	S	G	B	B	A
P	Y	D	H	C	N	J	U	J	D	M	I	S	K	N
I	P	L	M	R	Q	O	S	A	N	Z	W	E	S	D
E	X	R	E	O	D	H	O	N	O	R	C	R	F	E
S	V	A	T	S	G	N	B	Y	I	H	N	V	U	R
T	A	P	S	S	U	M	J	M	T	I	K	E	P	S
C	Q	A	Z	E	W	C	S	L	A	R	K	S	X	F
E	E	D	C	S	R	C	F	C	R	F	V	T	G	I
P	B	Y	H	N	I	R	K	M	O	P	L	N	G	E
S	Q	A	Z	W	S	A	X	H	C	R	O	T	B	L
E	D	C	V	F	R	E	T	G	E	B	N	Y	K	D
R	M	E	M	O	R	I	A	L	D	A	Y	B	V	S

- |                 |             |           |       |              |
|-----------------|-------------|-----------|-------|--------------|
| Decoration Day  | John McCrae | Sacrifice | Honor | Parade       |
| Flanders Fields | Respect     | Observe   | Taps  | Memorial Day |
| Armed Forces    | Poppies     | Crosses   | Larks | Torch        |

# Wreaths Across America Lesson Plan

Teacher:	Date:
Grade: 3 <sup>rd</sup> Grade	Lesson: Memorial Day

Student Name \_\_\_\_\_

## Answer Key: Memorial Day Wordsearch Puzzle

P	A	R	M	E	D	F	O	R	C	E	S	V	C	F
O	Q	A	Z	W	S	X	E	D	Y	C	R	O	F	L
P	T	E	C	I	F	I	R	C	A	S	G	B	B	A
P	Y	D	H	C	N	J	U	J	D	M	I	S	K	N
I	P	A	M	R	Q	O	S	A	N	Z	W	E	S	D
E	X	R	E	O	D	H	O	N	O	R	C	R	F	E
S	V	A	T	S	G	N	B	Y	I	H	N	V	U	R
T	A	P	S	S	U	M	J	M	T	I	K	E	P	S
C	Q	A	Z	E	W	C	S	L	A	R	K	S	X	F
E	E	D	C	S	R	C	F	C	R	F	V	T	G	I
P	B	Y	H	N	I	R	K	M	O	P	L	N	G	E
S	Q	A	Z	W	S	A	X	H	C	R	O	T	B	L
E	D	C	V	F	R	E	T	G	E	B	N	Y	K	D
R	M	E	M	O	R	I	A	L	D	A	Y	B	V	S

- |                 |             |           |       |              |
|-----------------|-------------|-----------|-------|--------------|
| Decoration Day  | John McCrae | Sacrifice | Honor | Parade       |
| Flanders Fields | Respect     | Observe   | Taps  | Memorial Day |
| Armed Forces    | Poppies     | Crosses   | Larks | Torch        |

# Wreaths Across America Lesson Plan

Teacher:	Date:
Grade: 3 <sup>rd</sup> Grade	Lesson: Memorial Day

Student Name \_\_\_\_\_

## The Making of a Memorial Day Quilt

In the United States, Memorial Day is observed on the last Monday in May. Memorial Day honors those who have died while serving in the armed forces. In the square below, draw and color a picture to remember and honor the brave men and women who died protecting our freedoms. When all of the pictures are finished, cut out the squares, and join them all together to make a Class Memorial Day Remembrance Quilt.

