

2nd & 3rd Grades
Lesson Plan
Flag Day



Wreaths Across America

Lesson Plan

| | |
|---|------------------|
| Teacher: | Date: |
| Grades: 2 nd & 3 rd | Lesson: Flag Day |

| | | | | | | | | | | |
|---|---|-------------------|---------------------|-------------------|--------------------|-------------|--|----------|------------|--|
| <p>OBJECTIVES: NCSS; 10. CIVIC IDEALS AND PRACTICES An understanding of civic ideals and practices is critical to full participation in society and is an essential component of education for citizenship. This theme enables students to learn about the rights and responsibilities of citizens of a democracy, and to appreciate the importance of active citizenship.</p> | <p>STRATEGIES:</p> <ul style="list-style-type: none"> <input type="checkbox"/> Drawing/Coloring <input type="checkbox"/> Writing <input type="checkbox"/> Graphic Organizer <input type="checkbox"/> Poetry <input type="checkbox"/> Small Groups <input type="checkbox"/> Drawing | | | | | | | | | |
| <p>MATERIALS:</p> | <p>Computer/laptop; internet (with access to YouTube); Smart Board; White Cardstock and Art Materials; Copies of the 3-4-5 Informational Text Graphic Organizer; Copies of the Anna Celebrates Flag Day Short Creative Writing Exercise; Copies of the Acrostic Poem Worksheet; Copies of Betsy Ross Coloring Sheet; Copies of the US Flag Maze from Betsy Ross to the Present</p> | | | | | | | | | |
| <p>Engage: Hook the students</p> | <p>Play the Pledge of Allegiance with Mrs. Willey YouTube video https://youtu.be/q5NurQjpFTw After playing the video, ask the students to recite the Pledge of Allegiance. Hand out cardstock and art materials to students. Play the YouTube Video Art for Kids Hub “How To Draw The American Flag” https://youtu.be/_NGecEjMDew</p> | | | | | | | | | |
| <p>Explore: Students make sense of a concept through observations.</p> | <p>Play the YouTube Read Aloud Video, <i>Red, White, and Blue, The Story of the American Flag</i>, Author-John Herman, Illustrator-Shannan Stirnweiss. https://youtu.be/GrrmmCon62c Hand out the 3-4-5 Informational Text Graphic Organizer. Allow students time to complete the graphic organizer. Hand out copies of the Anna Celebrates Flag Day Short Creative Writing Exercise. Allow students time to complete the writing exercise. Hand out the Acrostic Poem Worksheet. Read the directions and the example aloud. Give a couple of examples if needed. Allow students time to complete their acrostic poem. Hand out the Betsy Ross Coloring Sheet. Allow students time to color the sheet. Hand out the US Flag Maze from Betsy Ross to the Present. Explain how to work a maze if necessary. Allow students time to complete the maze.</p> | | | | | | | | | |
| <p>Explain: Teacher introduces formal vocabulary and language to students.</p> | <table style="width: 100%; border: none;"> <tr> <td style="width: 33%;">genre</td> <td style="width: 33%;">American Revolution</td> <td style="width: 33%;">Francis Scott Key</td> </tr> <tr> <td>informational text</td> <td>War of 1812</td> <td></td> </tr> <tr> <td>colonies</td> <td>Betsy Ross</td> <td></td> </tr> </table> | genre | American Revolution | Francis Scott Key | informational text | War of 1812 | | colonies | Betsy Ross | |
| genre | American Revolution | Francis Scott Key | | | | | | | | |
| informational text | War of 1812 | | | | | | | | | |
| colonies | Betsy Ross | | | | | | | | | |
| <p>Elaborate: Students apply what they have learned.</p> | <p>Students learn about the rights and responsibilities of citizens of a democracy, and to appreciate the importance of active citizenship by completing the materials and activities in this lesson plan.</p> | | | | | | | | | |
| <p>Evaluate: assessment.</p> | <p>The teacher will determine the activities that will be utilized for formal and informal assessment.</p> | | | | | | | | | |
| <p>Enrichment/Service-Learning Project</p> | <p>Participate in the tradition started by the Freeport Flag Ladies of waving the American Flag and reciting the Pledge of Allegiance. Share your class or your school participating in this event by documenting your participation and sharing it with others around the world! #FlagsAcrossTheCountry share it here.</p> | | | | | | | | | |

**Wreaths Across America
Lesson Plan**

| | |
|---|------------------|
| Teacher: | Date: |
| Grades: 2 nd & 3 rd | Lesson: Flag Day |

Name _____

3-4-5 Informational Text Graphic Organizer

Book Title: _____

3ew

**Write 4 things you learned from the book
you did not know.**

List 5 *NEW* Words

- 1.
- 2.
- 3.
- 4.
- 5.

Three Fun Facts You Learned:

- 1.
- 2.
- 3.

Wreaths Across America Lesson Plan

| | |
|---|------------------|
| Teacher: | Date: |
| Grades: 2 nd & 3 rd | Lesson: Flag Day |

Name _____

Anna Celebrates Flag Day

Color the picture & write a story about the picture in the box below! Use the brief introduction to start your story!!



Anna was ready to

Wreaths Across America Lesson Plan

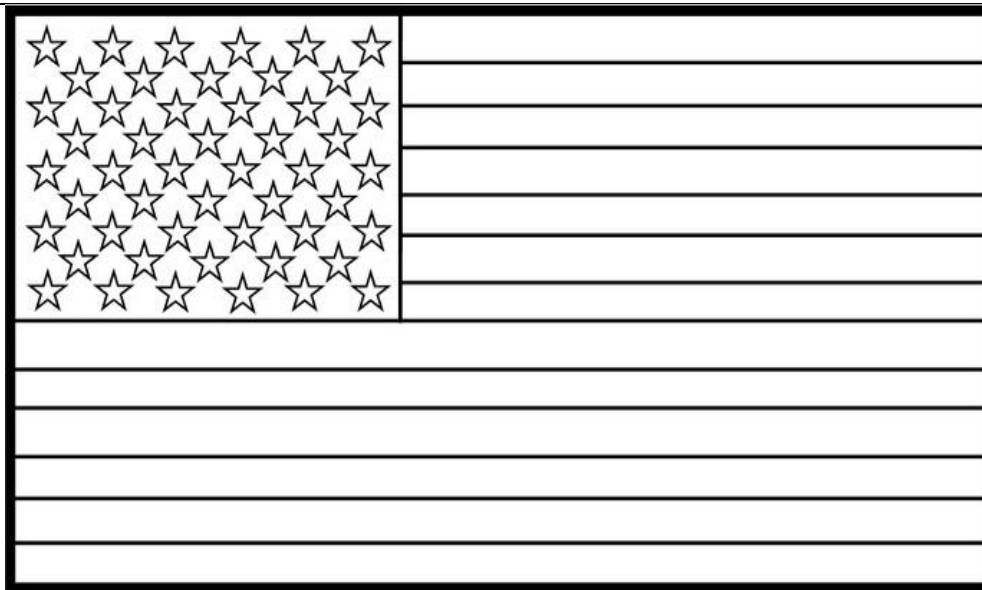
| | |
|---|------------------|
| Teacher: | Date: |
| Grades: 2 nd & 3 rd | Lesson: Flag Day |

Name _____

Writing an Acrostic Poem

An Acrostic Poem is a poem where certain letters in each line spell out a word or phrase. See the example below, then create your own Acrostic Poem using the letters in the box at the bottom of the page!

| | |
|----------|------------------------------------|
| D | ASHING, BARKING, RUNNING ALL |
| O | VER THE PLACE-BUT HE IS THE |
| G | REATEST FRIEND I COULD EVER HAVE!! |



| | |
|----------|--|
| U | |
| S | |
| F | |
| L | |
| A | |
| G | |

Wreaths Across America Lesson Plan

| | |
|---|------------------|
| Teacher: | Date: |
| Grades: 2 nd & 3 rd | Lesson: Flag Day |

Name _____

Betsy Ross Coloring Sheet





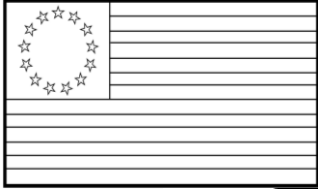
This coloring page of BETSY ROSS was the first in a series of coloring pages celebrating the bicentennial of the United States. The series ran in some newspapers from July of 1975 to May of 1976 and was titled "The Spirit of 1776".

Wreaths Across America Lesson Plan

| | |
|---|------------------|
| Teacher: | Date: |
| Grades: 2 nd & 3 rd | Lesson: Flag Day |

Name _____

US Flag Maze from Betsy Ross to the Present



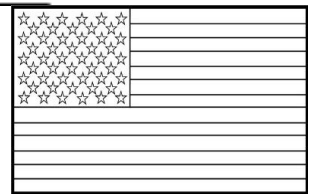

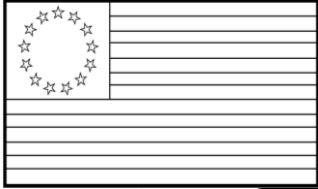
Wreaths Across America Lesson Plan

| | |
|---|------------------|
| Teacher: | Date: |
| Grades: 2 nd & 3 rd | Lesson: Flag Day |

ANSWER KEY

Name _____

US Flag Maze from Betsy Ross to the Present



Wreaths Across America

Lesson Plan

| | |
|---|------------------|
| Teacher: | Date: |
| Grades: 2 nd & 3 rd | Lesson: Flag Day |

Enrichment/Service-Learning Project

The Battle of Baltimore inspired the lyrics of lawyer and poet Francis Scott Key in 1814. "O, say, can you see by the dawn's early light what so proudly we hailed through the twilight's last gleaming..." The waving American flag before, during, and after the fight was seen as a source of inspiration and resilience.

The red, white, and blue stars and stripes, also named "Old Glory," have long symbolized patriotism, unity, and the spirit of pride in our nation.

Every Tuesday, Wreaths Across America encourages people all over the nation to take a moment to reflect on the common ground that unites us and say the Pledge of Allegiance. The Tuesday flag-waving tradition, now faithfully carried out on Route 1 in Jonesboro, Maine, was started by the Freeport Flag Ladies in 2001 following the terrorist attacks of 9-11-2001. The Freeport Flag Ladies waved flags for over 900 Tuesdays until they retired in 2019.

A monument to the flag ladies stands on the site, and individuals and groups are welcome to gather every Tuesday morning at 9:00 AM (Eastern) in person to raise and lower the flag during the pledge ceremony.

Anyone can raise the flag on Tuesday mornings and recite the pledge with us, and Wreaths Across America encourages you to document your participation and share it with the nation.

#FlagsAcrossTheCountry [share it here](#).