


The American Flag Lesson Plan 9th & 10th Grades



Wreaths Across America

Lesson Plan

Teacher:	Date:
Grade: 9 th & 10 th	Lesson: Flag Day


<p>OBJECTIVES: NCSSS; 10. CIVIC IDEALS AND PRACTICES An understanding of civic ideals and practices is critical to full participation in society and is an essential component of education for citizenship. This theme enables students to learn about the rights and responsibilities of citizens of a democracy, and to appreciate the importance of active citizenship.</p>	<p>STRATEGIES:</p> <ul style="list-style-type: none"> <input type="checkbox"/> Drawing/Coloring <input type="checkbox"/> Writing <input type="checkbox"/> Think/Pair/Share <input type="checkbox"/> Collaboration <input type="checkbox"/> Discussion Questions <input type="checkbox"/> Small Groups <input type="checkbox"/> Large Group
MATERIALS:	Computer/laptop; internet (with access to YouTube); Smart Board; copies of the American Flag Concrete Poetry Activity; copies of the informative text, Political Cartoons-Pictures with a Point; copies of the Political Cartoon Analysis Worksheet; copies of the political cartoons
Engage: Hook the students	Play the American Flag Rap, by Smart Songs, https://youtu.be/HQJPEQwpK0E Think/Pair/Share Activity- Pair the students with a partner. Explain the T/P/S directions. The students will think of their answer, get with their partner, and share their answer. T/P/S Question: The flag of the United States is a symbol of freedom around the world. What does the flag symbolize to you personally? What do you think the flag symbolizes to a person who has just received their US citizenship?
Explore: Students make sense of a concept through observations.	Play the YouTube video <i>The History of the U.S. Flag</i> , Drexel University, National Constitution Center; https://youtu.be/UONq4YCF4R4 Hand out copies of the American Flag Concrete Poetry Activity. Read the directions aloud, allowing students time to complete the activity. Hand out copies of the informative reading activity Political Cartoons-Pictures with a Point Read. Students will read the information either aloud or silently. Hand out copies of the Political Cartoon Analysis Worksheet and copies of the Political Cartoons. You may have students analyze all of the cartoons or just two on one sheet.
Explain: Teacher introduces formal vocabulary and language to students.	concrete poetry liberal left conservative right infrastructure
Elaborate: Students apply what they have learned.	Students learn about the rights and responsibilities of citizens of a democracy, and to appreciate the importance of active citizenship by completing the materials and activities in this lesson plan.
Evaluate: assessment.	The teacher will determine the activities that will be utilized for formal and informal assessment.
Enrichment/Service-Learning Project	Participate in the tradition started by the Freeport Flag Ladies of waving the American Flag and reciting the Pledge of Allegiance. Share your class or your school participating in this event by documenting your participation and sharing it with others around the world! #FlagsAcrossTheCountry share it here See the last page of the lesson plan for more information.

Wreaths Across America Lesson Plan

Teacher:	Date:
Grade: 9 th & 10 th	Lesson: Flag Day

The American Flag Concrete Poetry Activity

Name _____



Concrete poetry—sometimes also called ‘shape poetry’—is poetry whose visual appearance matches the topic of the poem. The words form shapes which illustrate the poem’s subject as a picture, as well as through their literal meaning. **Outline Poems**—A common way to make the visual structure reflect the subject of the poem is to fill an outline shape that relates to the topic of the poem. The following is an **example** of a concrete poem:

Veterans possess
many special qualities, one of the most special
qualities they have is their love for those with whom
they serve or have served in the U.S. military. There
are numerous ways they express love for one another.
They often refer to one another as brother or sister,
words that are usually saved for family members.
Veterans were willing to sacrifice their lives
for their brothers in arms. They are friends
for life and will do anything they can
when their buddies are in need.
Their love for one another
never dies, it last a
lifetime and a
day.

NOW, It is Time to Write Your Concrete Poem

DIRECTIONS:

1. Write your concrete poem using information you learned from the video about the American Flag.
2. Draw a simple outline of its shape on paper or on the computer. If you’re using paper, draw with a pencil not a pen.
3. Write your poem normally. Try to describe how the subject makes you feel. The words will be fitted into your drawing, so don’t make it too long!!
4. Remember, the poem does not have to rhyme.

AMILO MONTA

Wreaths Across America

Lesson Plan

Teacher:	Date:
Grade: 9 th & 10 th	Lesson: Flag Day

Political Cartoons-Pictures with a Point

A political cartoon is a cartoon that makes a point about a political issue or event. You can find them in any daily newspaper, but they won't be in the comics section. Instead, look on the editorial pages – they're right next to the editorial columns, and across from the opinion essays. You can also find them in newsmagazines and on political Web sites. Political cartoons can be very funny, especially if you understand the issue that they're commenting on. Their main purpose, though, is not to amuse you but to persuade you. A good political cartoon makes you think about current events, but it also tries to sway your opinion toward the cartoonist's point of view. The best political cartoonist can change your mind on an issue without you even realizing how he or she did it.

Cartoonists' persuasive techniques

Cartoonists use several methods, or techniques, to get their point across. Not every cartoon includes all of these techniques, but most political cartoons include at least a few. Some of the techniques cartoonists use the most are symbolism, exaggeration, labeling, analogy, and irony. Once you learn to spot these techniques, you'll be able to see the cartoonist's point more clearly. You should also be aware of any political slant, or bias, that he or she might have. When you know where the cartoonist is coming from, it's easier to make up your own mind. You might also start watching out for the persuasive techniques used in other media, such as political ads and TV news programs. There are a lot of people out there trying to change your mind – it's a good idea to be aware of how they're doing it.

Persuasive techniques

Symbolism

Cartoonists use simple objects, or symbols, to stand for larger concepts or ideas. After you identify the symbols in a cartoon, think about what the cartoonist intends each symbol to stand for.

Exaggeration

Sometimes cartoonists overdo, or exaggerate, the physical characteristics of people or things in order to make a point. When you study a cartoon, look for any characteristics that seem overdone or overblown. (Facial characteristics and clothing are some of the most commonly exaggerated characteristics.) Then, try to decide what point the cartoonist was trying to make through exaggeration.

Labeling

Cartoonists often label objects or people to make it clear exactly what they stand for. Watch out for the different labels that appear in a cartoon, and ask yourself why the cartoonist chose to label that particular person or object. Does the label make the meaning of the object more clear?

Analogy

An analogy is a comparison between two unlike things that share some characteristics. By comparing a complex issue or situation with a more familiar one, cartoonists can help their readers see it in a different light. After you've studied a cartoon for a while, try to decide what the cartoon's main analogy is. What two situations does the cartoon compare? Once you understand the main analogy, decide if this comparison makes the cartoonist's point more clear to you.

Irony

Irony is the difference between the ways things are and the way things should be, or the way things are expected to be. Cartoonists often use irony to express their opinion on an issue. When you look at a cartoon, see if you can find any irony in the situation the cartoon depicts. If you can, think about what point the irony might be intended to emphasize. Does the irony help the cartoonist express his or her opinion more effectively?

<https://www.ncpedia.org/anchor/analyzing-political-cartoons#:~:text=A%20political%20cartoon%20is%20a,across%20from%20the%20opinion%20essays.>

Wreaths Across America

Lesson Plan

Teacher:	Date:
Grade: 9 th & 10 th	Lesson: Flag Day

Name _____


Political Cartoon Analysis Worksheet

VISUALS	WORDS
1. List the objects or people you see in the cartoon.	1. Identify the cartoon caption or title if there is one. 2. Locate 3 words or phrases used by the cartoonist to identify objects or people within the cartoon. 3. Record any important dates or numbers that appear in the cartoon.
2. Which of the objects on your list above are symbols? 3. What do you think those symbols mean?	4. Which words or phrases in the cartoon appear to be most significant? Why do you think so? 5. List adjectives that describe the emotions portrayed in the cartoon.
1. Describe the action taking place in the cartoon. 2. How do the words in the cartoon clarify the symbols? 3. Explain the message of the cartoon.	

Wreaths Across America Lesson Plan

Teacher:	Date:
Grade: 9 th & 10 th	Lesson: Flag Day

1




2




Wreaths Across America Lesson Plan

Teacher:	Date:
Grade: 9 th & 10 th	Lesson: Flag Day

3




4



Wreaths Across America Lesson Plan

Teacher:	Date:
Grade: 9 th & 10 th	Lesson: Flag Day

5



6



Wreaths Across America

Lesson Plan

Teacher:	Date:
Grade: 9 th & 10 th	Lesson: Flag Day

Enrichment/Service-Learning Project

The Battle of Baltimore inspired the lyrics of lawyer and poet Francis Scott Key in 1814. "O, say, can you see by the dawn's early light what so proudly we hailed through the twilight's last gleaming..." The waving American flag before, during, and after the fight was seen as a source of inspiration and resilience.

The red, white, and blue stars and stripes, also named "Old Glory," have long symbolized patriotism, unity, and the spirit of pride in our nation.

Every Tuesday, Wreaths Across America encourages people all over the nation to take a moment to reflect on the common ground that unites us and say the Pledge of Allegiance. The Tuesday flag-waving tradition, now faithfully carried out on Route 1 in Jonesboro, Maine, was started by the Freeport Flag Ladies in 2001 following the terrorist attacks of 9-11-2001. The [Freeport Flag Ladies](#) waved flags for over 900 Tuesdays until they retired in 2019.

A monument to the flag ladies stands on the site, and individuals and groups are welcome to gather every Tuesday morning at 9:00 AM (Eastern) in person to raise and lower the flag during the pledge ceremony.

Anyone can raise the flag on Tuesday mornings and recite the pledge with us, and Wreaths Across America encourages you to document your participation and share it with the nation.

#FlagsAcrossTheCountry [share it here](#).